

## INDEPENDENT AUDITOR'S REPORT To The Members of Veranda IAS Learning Solutions Private Limited

### Report on the Audit of the Financial Statements

#### Opinion

We have audited the accompanying financial statements of Veranda IAS Learning Solutions Private Limited (the "Company"), which comprise the Balance Sheet as at March 31, 2023, and the Statement of Profit and Loss including Other Comprehensive Income, the Statement of Cash Flows and the Statement of Changes in Equity for the year then ended, and a summary of significant accounting policies and other explanatory information.

In our opinion and to the best of our information and according to the explanations given to us, the aforesaid financial statements give the information required by the Companies Act, 2013 (the "Act") in the manner so required and give a true and fair view in conformity with the Indian Accounting Standards prescribed under section 133 of the Act read with the Companies (Indian Accounting Standards) Rules, 2015, as amended, ("Ind AS") and other accounting principles generally accepted in India, of the state of affairs of the Company as at March 31, 2023, and its loss, total comprehensive loss, its cash flows and the changes in equity for the year ended on that date.

#### Basis for Opinion

We conducted our audit of the financial statements in accordance with the Standards on Auditing specified under section 143(10) of the Act (SAs). Our responsibilities under those Standards are further described in the Auditor's Responsibility for the Audit of the Financial Statements section of our report. We are independent of the Company in accordance with the Code of Ethics issued by the Institute of Chartered Accountants of India (ICAI) together with the ethical requirements that are relevant to our audit of the financial statements under the provisions of the Act and the Rules made thereunder, and we have fulfilled our other ethical responsibilities in accordance with these requirements and the ICAI's Code of Ethics. We believe that the audit evidence obtained by us is sufficient and appropriate to provide a basis for our audit opinion on the financial statements.

#### Information Other than the Financial Statements and Auditor's Report Thereon

- The Company's Board of Directors is responsible for the other information. The other information comprises the information included in the Board's report, but does not include the consolidated financial statements, financial statements and our auditor's report thereon. The Board's report is expected to be made available to us after the date of this auditor's report.
- Our opinion on the financial statements does not cover the other information and we will not express any form of assurance conclusion thereon.
- In connection with our audit of the financial statements, our responsibility is to read the other information identified above when it becomes available and, in doing so, consider whether the other information is materially inconsistent with the financial statements or our knowledge obtained during the course of our audit or otherwise appears to be materially misstated.
- When we read the Board's report, if we conclude that there is a material misstatement therein, we are required to communicate the matter to those charged with governance as required under SA 720 'The Auditor's responsibilities Relating to Other Information'.

#### Responsibilities of Management and Those Charged with Governance for the Financial Statements

The Company's Board of Directors is responsible for the matters stated in section 134(5) of the Act with respect to the preparation of these financial statements that give a true and fair view of the financial position, financial performance including other comprehensive income, cash flows and changes in equity of the Company in accordance with the Ind AS and other accounting principles generally accepted in India. This responsibility also includes maintenance of adequate accounting records in accordance with the provisions of the Act for safeguarding the assets of the Company and for preventing and detecting frauds and other irregularities; selection and application of appropriate accounting policies; making judgments and estimates that are reasonable and prudent;





# Deloitte Haskins & Sells

and design, implementation and maintenance of adequate internal financial controls, that were operating effectively for ensuring the accuracy and completeness of the accounting records, relevant to the preparation and presentation of the financial statement that give a true and fair view and are free from material misstatement, whether due to fraud or error.

In preparing the financial statements, management is responsible for assessing the Company's ability to continue as a going concern, disclosing, as applicable, matters related to going concern and using the going concern basis of accounting unless management either intends to liquidate the Company or to cease operations, or has no realistic alternative but to do so.

Those Board of Directors are also responsible for overseeing the Company's financial reporting process.

## **Auditor's Responsibility for the Audit of the Financial Statements**

Our objectives are to obtain reasonable assurance about whether the financial statements as a whole are free from material misstatement, whether due to fraud or error, and to issue an auditor's report that includes our opinion. Reasonable assurance is a high level of assurance, but is not a guarantee that an audit conducted in accordance with SAs will always detect a material misstatement when it exists. Misstatements can arise from fraud or error and are considered material if, individually or in the aggregate, they could reasonably be expected to influence the economic decisions of users taken on the basis of these financial statements.

As part of an audit in accordance with SAs, we exercise professional judgment and maintain professional skepticism throughout the audit. We also:

- Identify and assess the risks of material misstatement of the financial statements, whether due to fraud or error, design and perform audit procedures responsive to those risks, and obtain audit evidence that is sufficient and appropriate to provide a basis for our opinion. The risk of not detecting a material misstatement resulting from fraud is higher than for one resulting from error, as fraud may involve collusion, forgery, intentional omissions, misrepresentations, or the override of internal control.
- Obtain an understanding of internal financial control relevant to the audit in order to design audit procedures that are appropriate in the circumstances. Under section 143(3)(i) of the Act, we are also responsible for expressing our opinion on whether the Company has adequate internal financial controls system in place and the operating effectiveness of such controls.
- Evaluate the appropriateness of accounting policies used and the reasonableness of accounting estimates and related disclosures made by the management.
- Conclude on the appropriateness of management's use of the going concern basis of accounting and, based on the audit evidence obtained, whether a material uncertainty exists related to events or conditions that may cast significant doubt on the Company's ability to continue as a going concern. If we conclude that a material uncertainty exists, we are required to draw attention in our auditor's report to the related disclosures in the financial statements or, if such disclosures are inadequate, to modify our opinion. Our conclusions are based on the audit evidence obtained up to the date of our auditor's report. However, future events or conditions may cause the Company to cease to continue as a going concern.
- Evaluate the overall presentation, structure and content of the financial statements, including the disclosures, and whether the financial statements represent the underlying transactions and events in a manner that achieves fair presentation.

Materiality is the magnitude of misstatements in the financial statements that, individually or in aggregate, makes it probable that the economic decisions of a reasonably knowledgeable user of the financial statements may be influenced. We consider quantitative materiality and qualitative factors in (i) planning the scope of our audit work and in evaluating the results of our work; and (ii) to evaluate the effect of any identified misstatements in the financial statements.

We communicate with those charged with governance regarding, among other matters, the planned scope and timing of the audit and significant audit findings, including any significant deficiencies in internal control that we identify during our audit.

We also provide those charged with governance with a statement that we have complied with relevant ethical requirements regarding independence, and to communicate with them all relationships and other matters that may reasonably be thought to bear on our independence, and where applicable, related safeguards.





# Deloitte Haskins & Sells

## Report on Other Legal and Regulatory Requirements

1. As required by Section 143(3) of the Act, based on our audit we report that:
  - a) We have sought and obtained all the information and explanations which to the best of our knowledge and belief were necessary for the purposes of our audit.
  - b) In our opinion, proper books of account as required by law have been kept by the Company so far as it appears from our examination of those books.
  - c) The Balance Sheet, the Statement of Profit and Loss including Other Comprehensive Loss, the Statement of Cash Flows and Statement of Changes in Equity dealt with by this Report are in agreement with the relevant books of account.
  - d) In our opinion, the aforesaid financial statements comply with the Ind AS specified under Section 133 of the Act.
  - e) On the basis of the written representations received from the directors as on March 31, 2023 taken on record by the Board of Directors, none of the directors is disqualified as on March 31, 2023 from being appointed as a director in terms of Section 164(2) of the Act.
  - f) With respect to the adequacy of the internal financial controls with reference to financial statements of the Company and the operating effectiveness of such controls, refer to our separate Report in "Annexure A". Our report expresses an unmodified opinion on the adequacy and operating effectiveness of the Company's internal financial controls with reference to financial.
  - g) With respect to the other matters to be included in the Auditor's Report in accordance with the requirements of section 197(16) of the Act, as amended, in our opinion and to the best of our information and according to the explanations given to us, the Company has not paid any remuneration to its directors during the year.
  - h) With respect to the other matters to be included in the Auditor's Report in accordance with Rule 11 of the Companies (Audit and Auditors) Rules, 2014, as amended in our opinion and to the best of our information and according to the explanations given to us:
    - i. The Company does not have any pending litigations which would impact its financial position.
    - ii. The Company did not have any long-term contracts including derivative contracts for which there were any material foreseeable losses.
    - iii. There were no amounts which were required to be transferred to the Investor Education and Protection Fund by the Company.
    - iv. (a) The Management has represented that, to the best of its knowledge and belief, other than as disclosed in the Note 6.4 to the financial statements, no funds (which are material either individually or in the aggregate) have been advanced or loaned or invested (either from borrowed funds or share premium or any other sources or kind of funds) by the Company to or in any other person or entity, including foreign entity ("Intermediaries"), with the understanding, whether recorded in writing or otherwise, that the Intermediary shall, whether, directly or indirectly lend or invest in other persons or entities identified in any manner whatsoever by or on behalf of the Company ("Ultimate Beneficiaries") or provide any guarantee, security or the like on behalf of the Ultimate Beneficiaries;  
  
(b) The Management has represented, that, to the best of its knowledge and belief, other than as disclosed in the Note 20.2 to the financial statements, no funds (which are material either individually or in the aggregate) have been received by the Company from any person or entity, including foreign entity ("Funding Parties"), with the understanding, whether recorded in writing or otherwise, that the Company shall, whether, directly or indirectly, lend or invest in other persons or entities identified in any manner whatsoever by or on behalf of the Funding Party ("Ultimate Beneficiaries") or provide any guarantee, security or the like on behalf of the Ultimate Beneficiaries;



# Deloitte Haskins & Sells

- (c) Based on the audit procedures that have been considered reasonable and appropriate in the circumstances, nothing has come to our notice that has caused us to believe that the representations under sub-clause (i) and (ii) of Rule 11(e), as provided under (a) and (b) above contain any material misstatement.
- v. The Company has not declared or paid any dividend during the year and has not proposed final dividend for the year.
- vi. Proviso to Rule 3(1) of the Companies (Accounts) Rules, 2014 for maintaining books of account using accounting software which has a feature of recording audit trail (edit log) facility is applicable to the Company w.e.f. April 1, 2023, and accordingly, reporting under Rule 11(g) of Companies (Audit and Auditors) Rules, 2014 is not applicable for the financial year ended March 31, 2023.
2. As required by the Companies (Auditor's Report) Order, 2020 (the "CARO"/ the "Order") issued by the Central Government in terms of Section 143(11) of the Act, we give in "Annexure B" a statement on the matters specified in paragraphs 3 and 4 of the Order.

For **DELOITTE HASKINS & SELLS**  
Chartered Accountants  
(Firm's Registration No: 008072S)



**Ananthi Amarnath**  
Partner

(Membership No. 209252)

**UDIN : 23209252BGXMLG2933**

Place: Chennai  
Date: May 27, 2023





# Deloitte Haskins & Sells

## **ANNEXURE "A" TO THE INDEPENDENT AUDITOR'S REPORT**

(Referred to in paragraph 1(f) under 'Report on Other Legal and Regulatory Requirements' section of our report of even date)

### **Report on the Internal Financial Controls with reference to financial statements under Clause (i) of Sub-section 3 of Section 143 of the Companies Act, 2013 (the "Act")**

We have audited the internal financial controls with reference to financial statements of Veranda IAS Learning Solutions Private Limited (the "Company") as of March 31, 2023 in conjunction with our audit of the Ind AS financial statements of the Company for the year ended on that date.

#### **Management's Responsibility for Internal Financial Controls**

The Company's management is responsible for establishing and maintaining internal financial controls with reference to financial statements based on the internal control with reference to financial statements criteria established by the Company considering the essential components of internal control stated in the Guidance Note on Audit of Internal Financial Controls Over Financial Reporting issued by the Institute of Chartered Accountants of India. These responsibilities include the design, implementation and maintenance of adequate internal financial controls that were operating effectively for ensuring the orderly and efficient conduct of its business, including adherence to company's policies, the safeguarding of its assets, the prevention and detection of frauds and errors, the accuracy and completeness of the accounting records, and the timely preparation of reliable financial information, as required under the Companies Act, 2013.

#### **Auditor's Responsibility**

Our responsibility is to express an opinion on the Company's internal financial controls with reference to financial statements of the Company based on our audit. We conducted our audit in accordance with the Guidance Note on Audit of Internal Financial Controls Over Financial Reporting (the "Guidance Note") issued by the Institute of Chartered Accountants of India and the Standards on Auditing prescribed under Section 143(10) of the Companies Act, 2013, to the extent applicable to an audit of internal financial controls with reference to financial statements. Those Standards and the Guidance Note require that we comply with ethical requirements and plan and perform the audit to obtain reasonable assurance about whether adequate internal financial controls with reference to financial statements was established and maintained and if such controls operated effectively in all material respects.

Our audit involves performing procedures to obtain audit evidence about the adequacy of the internal financial controls with reference to financial statements and their operating effectiveness. Our audit of internal financial controls with reference to financial statements included obtaining an understanding of internal financial controls with reference to financial statements, assessing the risk that a material weakness exists, and testing and evaluating the design and operating effectiveness of internal control based on the assessed risk. The procedures selected depend on the auditor's judgement, including the assessment of the risks of material misstatement of the financial statements, whether due to fraud or error.

We believe that the audit evidence we have obtained and the audit evidence to provide a basis for our audit opinion on the Company's internal financial controls with reference to financial statements.

#### **Meaning of Internal Financial Controls with reference to financial statements**

A company's internal financial control with reference to financial statements is a process designed to provide reasonable assurance regarding the reliability of financial reporting and the preparation of financial statements for external purposes in accordance with generally accepted accounting principles. A company's internal financial control with reference to financial statements includes those policies and procedures that (1) pertain to the maintenance of records that, in reasonable detail, accurately and fairly reflect the transactions and dispositions of the assets of the company; (2) provide reasonable assurance that transactions are recorded as necessary to permit preparation of financial statements in accordance with generally accepted accounting principles, and that receipts and expenditures of the company are being made only in accordance with authorisations of management and directors of the company; and (3) provide reasonable assurance regarding prevention or timely detection of unauthorised acquisition, use, or disposition of the company's assets that could have a material effect on the financial statements.



# Deloitte Haskins & Sells

## Inherent Limitations of Internal Financial Controls with reference to financial statements

Because of the inherent limitations of internal financial controls with reference to financial statements, including the possibility of collusion or improper management override of controls, material misstatements due to error or fraud may occur and not be detected. Also, projections of any evaluation of the internal financial controls with reference to financial statements to future periods are subject to the risk that the internal financial control with reference to financial statements may become inadequate because of changes in conditions, or that the degree of compliance with the policies or procedures may deteriorate.

## Opinion

In our opinion, to the best of our information and according to the explanations given to us, the Company has, in all material respects, an adequate internal financial controls with reference to financial statements and such internal financial controls with reference to financial statements were operating effectively as at March 31, 2023, based on the criteria for internal financial control with reference to financial statements established by the Company considering the essential components of internal control stated in the Guidance Note on Audit of Internal Financial Controls Over Financial Reporting issued by the Institute of Chartered Accountants of India.

For **DELOITTE HASKINS & SELLS**  
Chartered Accountants  
(Firm's Registration No: 008072S)

**Ananthi Amarnath**  
Partner

(Membership No. 209252)

**UDIN : 23209252BGXMLG2933**

Place: Chennai  
Date: May 27, 2023





# Deloitte Haskins & Sells

## ANNEXURE "B" TO THE INDEPENDENT AUDITOR'S REPORT

(Referred to in paragraph 2 under 'Report on Other Legal and Regulatory Requirements' section of our report of even date)

In terms of the information and explanations sought by us and given by the Company and the books of account and records examined by us in the normal course of audit and to the best of our knowledge and belief, we state that:

(i)	(a)(A)	The Company has maintained proper records showing full particulars, including quantitative details and situation of property, plant and equipment and relevant details of right-of-use assets.						
	(B)	The Company has maintained proper records showing full particulars of intangible assets.						
	(b)	The property, plant and equipment and right-of-use assets were physically verified during the year by the Management which, in our opinion, provides for physical verification at reasonable intervals. No material discrepancies were noticed on such verification.						
	(c)	The Company does not have any immovable properties. In respect of immovable properties that have been taken on lease and disclosed in the financial statements as right-of use asset as at the balance sheet date, the lease agreements are duly executed in favour of the Company.						
	(d)	The Company has not revalued any of its property, plant and equipment and intangible assets during the year.						
	(e)	No proceedings have been initiated during the year or are pending against the Company as at March 31, 2023 for holding any benami property under the Benami Transactions (Prohibition) Act, 1988 (as amended in 2016) and rules made thereunder.						
(ii)	(a)	The inventories were physically verified during the year by the Management at reasonable intervals. In our opinion and based on information and explanations given to us, the coverage and procedure of such verification by the Management is appropriate having regard to the size of the Company and the nature of its operations. No discrepancies of 10% or more in the aggregate for each class of inventories were noticed on such physical verification of inventories/alternate procedures performed as applicable, when compared with the books of account.						
	(b)	According to the information and explanations given to us, at any point of time of the year, the Company has not been sanctioned any working capital facility from banks or financial institutions and hence reporting under clause (ii)(b) of the Order is not applicable.						
(iii)		The Company has granted loans, during the year, in respect of which:						
	(a)	<p>The Company has provided loans during the year and details of which are given below:</p> <table border="1" style="margin-left: 40px;"> <thead> <tr> <th style="text-align: left;">Particulars</th> <th style="text-align: right;">(Rs.in Lakhs)</th> </tr> </thead> <tbody> <tr> <td>A. Aggregate amount granted /provided during the year - Fellow subsidiary</td> <td style="text-align: right;">1,171.68</td> </tr> <tr> <td>B. Balance outstanding as at balance sheet date in respect of above cases - Fellow subsidiary</td> <td style="text-align: right;">1,171.68</td> </tr> </tbody> </table> <p>The Company has not made investments or advances in the nature of loans and provided any guarantee or security to any other entity during the year.</p>	Particulars	(Rs.in Lakhs)	A. Aggregate amount granted /provided during the year - Fellow subsidiary	1,171.68	B. Balance outstanding as at balance sheet date in respect of above cases - Fellow subsidiary	1,171.68
Particulars	(Rs.in Lakhs)							
A. Aggregate amount granted /provided during the year - Fellow subsidiary	1,171.68							
B. Balance outstanding as at balance sheet date in respect of above cases - Fellow subsidiary	1,171.68							
	(b)	The terms and conditions of the grant of all the above-mentioned loans provided, during the year are, in our opinion, prima facie, not prejudicial to the Company's interest.						
	(c)	In respect of loans granted by the Company to the fellow subsidiary, the schedule of repayment of principal and payment of interest has been stipulated and the receipts of interest are regular as per stipulation. No repayments have fallen due during the year.						
	(d)	According to information and explanations given to us and based on the audit procedures performed, in respect of loans granted by the Company, there is no overdue amount remaining outstanding as at the balance sheet date.						





# Deloitte Haskins & Sells

	(e)	None of the loans granted by the Company have fallen due during the year.
	(f)	According to information and explanations given to us and based on the audit procedures performed, the Company has not granted any loans or advances in the nature of loans either repayable on demand or without specifying any terms or period of repayment during the year. Hence, reporting under clause (iii)(f) is not applicable.
(iv)		The Company has complied with the provisions of Sections 185 and 186 of the Companies Act, 2013 in respect of loans granted, investments made and guarantees and securities provided, as applicable.
(v)		The Company has not accepted any deposit or amounts which are deemed to be deposits. Hence, reporting under clause (v) of the Order is not applicable.
(vi)		The maintenance of cost records has not been specified for the activities of the Company by the Central Government under section 148(1) of the Companies Act, 2013.
(vii)		According to the information and explanations given to us, in respect of statutory dues:
	(a)	Undisputed statutory dues, including Goods and Service tax, Provident Fund, Employees' State Insurance, Income-tax, cess and other material statutory dues applicable to the Company have generally been regularly deposited by it with the appropriate authorities though there has been a delay in respect of remittance of Tax deducted at Source.  There were no undisputed amounts payable in respect of Goods and Service Tax, Provident Fund, Employees State Insurance, Income-tax, cess and other material statutory dues in arrears as at March 31, 2023 for a period of more than six months from the date they became payable.
	(b)	There are no statutory dues referred in sub-clause (a) above which have not been deposited as on March 31, 2023 on account of disputes.
(viii)		According to the information and explanations given to us, there were no transactions relating to previously unrecorded income that were surrendered or disclosed as income in the tax assessments under the Income Tax Act, 1961 (43 of 1961) during the year.
(ix)	(a)	During the year, the Company has rescheduled the terms of repayment of loan with one of its lenders. Having regard to the terms of such approved rescheduling, in our opinion and according to the information and explanations given to us, the Company has not defaulted in the repayment of loans, or in the payment of interest thereon to any lender during the year.
	(b)	The Company has not been declared wilful defaulter by any bank or financial institution or Government or any Government authority.
	(c)	To the best of our knowledge and belief, in our opinion, term loans availed by the Company were, applied by the Company during the year for the purposes for which the loans were obtained.
	(d)	On an overall examination of the financial statements of the Company, funds raised on short-term basis have, prima facie, not been used during the year for long-term purposes by the Company.
	(e)	The Company did not have any subsidiary or associate or joint venture during the year and hence, reporting under clause (ix)(e) of the Order is not applicable.
	(f)	The Company has not raised loans during the year on the pledge of securities held in its subsidiaries or joint ventures or associate companies.
(x)	(a)	The Company has not issued any of its securities (including debt instruments) during the year and hence reporting under clause (x)(a) of the Order is not applicable.
	(b)	During the year the Company has not made any preferential allotment or private placement of shares or convertible debentures (fully or partly or optionally) and hence reporting under clause (x)(b) of the Order is not applicable to the Company.
(xi)	(a)	To the best of our knowledge, no fraud by the Company and no material fraud on the Company has been noticed or reported during the year.





# Deloitte Haskins & Sells

	(b)	To the best of our knowledge, no report under sub-section (12) of Section 143 of the Companies Act has been filed in Form ADT-4 as prescribed under Rule 13 of Companies (Audit and Auditors) Rules, 2014 with the Central Government, during the year.
	(c)	As represented to us by the Management, there were no whistle blower complaints received by the Company during the year (and upto the date of this report).
(xii)		The Company is not a Nidhi Company and hence reporting under clause (xii) of the Order is not applicable.
(xiii)		In our opinion, the Company is in compliance with section 188 of the Companies Act for all transactions with the related parties and the details of related party transactions have been disclosed in the financial statements etc. as required by the applicable accounting standards. The Company is a private company and hence the provisions of section 177 of the Companies Act, 2013 are not applicable to the Company.
(xiv)	(a)	In our opinion and based on our examination, the company does not have an internal audit system and is not required as per provisions of the Companies Act, 2013.
(xv)		In our opinion, during the year the Company has not entered into any non-cash transactions with any of its directors or directors of it's holding company or persons connected with such directors and hence provisions of Section 192 of the Companies Act, 2013 are not applicable to the Company.
(xvi)	(a,b,c)	The Company is not required to be registered under section 45-IA of the Reserve Bank of India Act, 1934. Hence, reporting under clause (xvi)(a), (b) and (c) of the Order are not applicable.
	(d)	As represented to us by the Management, the Group does not have any CIC as part of the group and accordingly reporting under clause (xvi)(d) of the Order is not applicable.
(xvii)		The Company has incurred cash losses amounting to Rs. 250.53 lakhs during the financial year covered by our audit and Rs. 594.57 lakhs in the immediately preceding financial year.
(xviii)		There has been no resignation of the statutory auditors of the Company during the year.
(xix)		On the basis of the financial ratios, ageing and expected dates of realization of financial assets and payment of financial liabilities and our knowledge of the Board of Directors and Management plans and based on our examination of the evidence supporting the assumptions, nothing has come to our attention, which causes us to believe that any material uncertainty exists as on the date of the audit report indicating that Company is not capable of meeting its liabilities existing at the date of balance sheet as and when they fall due within a period of one year from the balance sheet date. We, however, state that this is not an assurance as to the future viability of the Company. We further state that our reporting is based on the facts up to the date of the audit report and we neither give any guarantee nor any assurance that all liabilities falling due within a period of one year from the balance sheet date, will get discharged by the Company as and when they fall due.
(xx)		The Company was not having net worth of rupees five hundred crore or more, or turnover of rupees one thousand crore or more or a net profit of rupees five crore or more during the immediately preceding financial year and hence, provisions of Section 135 of the Act are not applicable to the Company during the year. Accordingly, reporting under clause 3(xx) of the Order is not applicable for the year.

For **DELOITTE HASKINS & SELLS**  
Chartered Accountants  
(Firm's Registration No: 008072S)

*Ananthi*

**Ananthi Amarnath**  
Partner

(Membership No. 209252)

**UDIN : 23209252BGXMLG2933**

Place: Chennai  
Date: May 27, 2023



**Veranda IAS Learning Solutions Private Limited**

Balance Sheet as at March 31, 2023

CIN: U80904TN2021PTC141652

[All amounts in Indian Rupees (Lakhs), unless otherwise stated]

Particulars	Notes	As at March 31, 2023	As at March 31, 2022
<b>I. ASSETS</b>			
<b>1. Non-current assets</b>			
(a) Property, plant & equipment	4	1.73	0.13
(b) Right-of-use assets	5	16.13	-
(c) Other Intangible assets	4	39.96	105.31
(d) Financial assets			
(i) Loans	6	1,105.50	-
(ii) Other financial assets	7	1.80	-
(e) Deferred tax asset (net)	8	-	-
(f) Income tax assets	9	5.98	-
(g) Other non-current assets	10	20.33	20.33
<b>Total non current assets</b>		<b>1,191.43</b>	<b>125.77</b>
<b>2. Current assets</b>			
(a) Inventories	11	23.42	23.60
(b) Financial assets			
(i) Cash and cash equivalents	12	12.74	6.96
(ii) Trade receivables	13	0.14	2.88
(iii) Loans	14	66.18	-
(iv) Other financials assets	15	14.70	4.55
(c) Other current assets	16	185.61	71.37
<b>Total current assets</b>		<b>302.79</b>	<b>109.36</b>
<b>TOTAL ASSETS</b>		<b>1,494.22</b>	<b>235.13</b>
<b>II. EQUITY AND LIABILITIES</b>			
<b>1. Equity</b>			
(a) Equity share capital	17	1.00	1.00
(b) Other equity	18	(1,019.48)	(642.43)
<b>Total equity</b>		<b>(1,018.48)</b>	<b>(641.43)</b>
<b>2. Non-Current liabilities</b>			
(a) Financial liabilities			
(i) Borrowings	20	1,375.50	-
(ii) Lease liabilities	5	14.46	-
(b) Provisions	19	0.84	1.41
		<b>1,390.80</b>	<b>1.41</b>
<b>2. Current liabilities</b>			
(a) Financial liabilities			
(i) Borrowings	21	935.66	549.21
(ii) Trade payables	22		
(a) Total outstanding dues of Micro Enterprises and Small Enterprises		31.07	56.90
(b) Total outstanding dues of creditors other than Micro Enterprises and Small Enterprises		64.20	229.70
(iii) Lease liabilities	5	2.52	-
(iv) Other financial liabilities	23	78.17	13.58
(b) Other current liabilities	25	10.23	25.68
(c) Provisions	24	0.05	0.08
<b>Total current liabilities</b>		<b>1,121.90</b>	<b>875.15</b>
<b>TOTAL LIABILITIES</b>		<b>2,512.70</b>	<b>876.56</b>
<b>TOTAL EQUITY AND LIABILITIES</b>		<b>1,494.22</b>	<b>235.13</b>

See accompanying notes forming part of the financial statements

In terms of our report attached

**For Deloitte Haskins & Sells**

Chartered Accountants

*Ananthi Amarnath*

**Ananthi Amarnath**

Partner

Membership No: 209252

Place : Chennai

Date : May 27, 2023

For and on behalf of the Board of Directors

*K Praveen Kumar*

**K Praveen Kumar**

Director

DIN: 00591450

Place : Chennai

Date : May 27, 2023

*R Rangarajan*

**R Rangarajan**

Director

DIN: 00591483

Place : Chennai

Date : May 27, 2023






**Veranda IAS Learning Solutions Private Limited**  
**Statement of Profit and Loss for the year ended March 31, 2023**  
**CIN: U80904TN2021PTC141652**

[All amounts in Indian Rupees (Lakhs), unless otherwise stated]

Particulars	Notes	For the year ended March 31, 2023	For the period February 26, 2021 to March 31, 2022
<b>A Income</b>			
Revenue from operations	26	15.77	33.44
Other income	27	59.91	-
<b>Total income</b>		<b>75.68</b>	<b>33.44</b>
<b>B Expenses</b>			
Cost of materials consumed	28	(0.01)	0.04
Purchase of stock - in - trade	29	-	29.27
Changes in inventories of stock-in-trade	30	0.19	(23.04)
Employee benefits expense	31	77.04	50.56
Other expenses	34	123.99	555.78
<b>Total expenses</b>		<b>201.21</b>	<b>612.61</b>
<b>C Loss before Finance Costs, Tax, Depreciation and Amortisation (EBITDA)</b>		<b>(125.53)</b>	<b>(579.17)</b>
Finance costs	32	126.31	15.40
Depreciation and amortization expenses	33	127.38	47.86
<b>D Loss before tax</b>		<b>(379.22)</b>	<b>(642.43)</b>
<b>E Tax expense</b>	35		
Current tax		-	-
Deferred tax		-	-
<b>F Loss for the year / period</b>		<b>(379.22)</b>	<b>(642.43)</b>
<b>G Other comprehensive income / (Loss)</b>			
<b>Items that will not be subsequently reclassified to profit or loss</b>			
Re-measurement gains/(losses) on defined benefit obligations		2.17	-
<b>Income-tax relating to items that will not be subsequently reclassified to profit or loss</b>			
Re-measurement gains/(losses) on defined benefit obligations		-	-
Other comprehensive income for the year / period, net of tax		2.17	-
<b>H Total comprehensive loss for the year / period</b>		<b>(377.05)</b>	<b>(642.43)</b>
<b>I Loss per share in INR</b>	36		
Basic Earnings per share (Nominal value per equity share of Rs.10/-)		(3,792.17)	(6,424.30)
Diluted Earnings per share (Nominal value per equity share of Rs.10/-)		(3,792.17)	(6,424.30)

See accompanying notes forming part of the financial statements

In terms of our report attached  
**For Deloitte Haskins & Sells**  
Chartered Accountants



**Ananthi Amarnath**  
Partner  
Membership No: 209252

Place : Chennai  
Date : May 27, 2023



For and on behalf of the Board of Directors

**K Praveen Kumar**  
Director  
DIN: 00591450

Place : Chennai  
Date : May 27, 2023



**R Rangarajan**  
Director  
DIN: 00591483

Place : Chennai  
Date : May 27, 2023



**Veranda IAS Learning Solutions Private Limited**  
**Statement of Cash Flows for the year ended March 31, 2023**  
**CIN: U80904TN2021PTC141652**  
[All amounts in Indian Rupees (Lakhs), unless otherwise stated]

Particulars	For the year ended March 31, 2023	For the period February 26, 2021 to March 31, 2022
<b>Cash flows from operating activities</b>		
Loss before tax	(379.22)	(642.43)
Adjustments to reconcile profit / (loss) before tax to net cashflows		
Depreciation and amortization expense	127.38	47.86
Interest Income	(59.85)	-
Finance cost	126.31	15.40
Operating profit before working capital changes	(185.38)	(579.17)
Change in operating assets and liabilities		
(Increase)/ decrease in inventories	0.18	(23.60)
Increase in other assets	(114.24)	(71.37)
Increase in non-current assets	-	(20.33)
Increase in other financial assets	(11.95)	(4.55)
(Increase)/ decrease in trade receivables	2.74	(2.88)
Increase/ (decrease) in other liabilities	(15.45)	25.68
Increase in long term provisions	1.60	1.41
Increase/ (decrease) in short term provisions	(0.03)	0.08
Increase/ (decrease) in trade payables	(191.34)	286.60
Cash used in operations	(513.87)	(388.13)
Less : Income taxes paid (net of refunds)	(5.98)	-
<b>Net cash used in operating activities (A)</b>	<b>(519.85)</b>	<b>(388.13)</b>
<b>Cash flows from investing activities</b>		
Capital expenditure of property, plant and equipment & intangible assets	(60.52)	(153.30)
Interest on loans advanced	59.85	-
Loans advanced to fellow subsidiary	(1,171.68)	-
<b>Net cash used in investing activities (B)</b>	<b>(1,172.35)</b>	<b>(153.30)</b>
<b>Cash flows from financing activities</b>		
Proceeds from issue of equity shares	-	1.00
Proceeds from short term borrowings	746.59	586.75
Repayment of short term borrowings	(360.14)	(37.54)
Proceeds from long term borrowings	1,375.50	-
Repayment of lease liabilities	(3.57)	-
Interest paid	(60.40)	(1.82)
<b>Net cash from financing activities (C)</b>	<b>1,697.98</b>	<b>548.39</b>
<b>Net increase in cash and cash equivalents (A+B+C)</b>	<b>5.78</b>	<b>6.96</b>
Cash and cash equivalents at the beginning of the year / period	6.96	-
<b>Cash and cash equivalents at end of the year / period (Refer Note 12)</b>	<b>12.74</b>	<b>6.96</b>





**Notes:**

1. Cash Flow Statement has been prepared under the Indirect method as set out in the Indian Accounting Standard 7 on Cash Flow Statements. Cash and cash equivalents in the Cash Flow Statement comprise cash at bank and in hand, demand deposits and cash equivalents which are short-term and held for the purpose of meeting short-term cash commitments.

Balances with banks - current accounts	12.73	6.89
Cash on hand	0.01	0.07
	<b>12.74</b>	<b>6.96</b>

2. Direct taxes paid are treated as arising from operating activities and are not bifurcated between investing and financing activities.

\* Figures in bracket indicate cash outflow

**Reconciliation of liabilities from financing activities for the year ended March 31, 2023:**

Particulars	As at March 31, 2022	Proceeds	Repayments	As at March 31, 2023
Long-Term borrowings	-	1,375.50	-	1,375.50
Short-Term borrowings (including Current maturity to Long-Term borrowings)	549.21	746.59	(360.14)	935.66
<b>Total</b>	<b>549.21</b>	<b>2,122.09</b>	<b>(360.14)</b>	<b>2,311.16</b>

**Reconciliation of liabilities from financing activities for the year ended March 31, 2022:**

Particulars	As at March 31, 2021	Proceeds	Repayments	As at March 31, 2022
Long-Term borrowings	-	-	-	-
Short-Term borrowings (including Current maturity to Long-Term borrowings)	-	586.75	(37.54)	549.21
<b>Total</b>	<b>-</b>	<b>586.75</b>	<b>(37.54)</b>	<b>549.21</b>

See accompanying notes forming part of the financial statements

In terms of our report attached

**For Deloitte Haskins & Sells**

Chartered Accountants



**Ananthi Amarnath**


Partner

Membership No: 209252

Place : Chennai

Date : May 27, 2023

For and on behalf of the Board of Directors



**K Praveen Kumar**

Director

DIN: 00591450

Place : Chennai

Date : May 27, 2023



**R Rangarajan**

Director

DIN: 00591483

Place : Chennai

Date : May 27, 2023



(A) Equity share capital

Year	Balance at the beginning of the current reporting period	Changes in equity share capital due to prior period errors	Restated balance at the beginning of the current reporting period	Changes in equity share capital during the current period	Balance at the end of the current reporting period
2021-22	-	-	-	1.00	1.00
2022-23	1.00	-	1.00	-	1.00


(B) Other equity

Particulars	Retained Earnings	Total
<b>Balance as at February 26, 2021 (Refer Note 1)</b>	-	-
Loss for the period	(642.43)	(642.43)
Other comprehensive income for the period	-	-
<b>Balance as at March 31, 2022</b>	<b>(642.43)</b>	<b>(642.43)</b>
Loss for the year	(379.22)	(379.22)
Other comprehensive income for the year	2.17	2.17
<b>Balance as at March 31, 2023</b>	<b>(1,019.48)</b>	<b>(1,019.48)</b>

See accompanying notes forming part of the financial statements


In terms of our report attached


For Deloitte Haskins & Sells  
Chartered Accountants

  
**Ananthi Amarnath**  
Partner  
Membership No: 209252

Place : Chennai  
Date : May 27, 2023

For and on behalf of the Board of Directors

  
**K Praveen Kumar**  
Director  
DIN: 00591450

  
**R Rangarajan**  
Director  
DIN: 00591483

Place : Chennai  
Date : May 27, 2023

Place : Chennai  
Date : May 27, 2023





**Veranda IAS Learning Solutions Private Limited**

Notes to Financial Statements for the year ended March 31, 2023

CIN: U80904TN2021PTC141652

[All amounts in Indian Rupees (Lakhs), unless otherwise stated]

**1 Corporate information**

Veranda IAS Learning Solutions Private Limited (the "Company" or "VILS") was incorporated on February 26, 2021 under the provisions of the Companies Act, 2013, with its registered office at Old No 54, New No 34, Thirumalai Pillai Road, T. Nagar, Chennai - 600017, Tamil Nadu. VILS is offering affordable online learning solutions for IAS course through experienced faculty members.

**2A Recent accounting pronouncements**

Ministry of Corporate Affairs ("MCA") notifies new standards or amendments to the existing standards under Companies (Indian Accounting Standards) Rules as issued from time to time. On March 31, 2023, MCA amended the Companies (Indian Accounting Standards) Amendment Rules, 2023, as below:

a) Ind AS 1- Presentation of Financial Statements- This amendment requires the entities to disclose their material accounting policies rather than their significant accounting policies. The effective date for adoption of this amendment is annual periods beginning on or after April 1, 2023. The Company has evaluated the amendment and the impact of the amendment is insignificant in the financial statements.

b) Ind AS 8 – Accounting Policies, Changes in Accounting Estimates and Errors - This amendment has introduced a definition of 'accounting estimates' and included amendments to Ind AS 8 to help entities distinguish changes in accounting policies from changes in accounting estimates. The effective date for adoption of this amendment is annual periods beginning on or after April 1, 2023. The Company has evaluated the amendment and there is no impact on its financial statements.

c) Ind AS 12 – Income Taxes - This amendment has narrowed the scope of the initial recognition exemption so that it does not apply to transactions that give rise to equal and off setting temporary differences. The effective date for adoption of this amendment is annual periods beginning on or after April 1, 2023. The Company has evaluated the amendment and there is no impact on its financial statement.

**2B Basis of preparation of financial statements**

**i) Basis of preparation and presentation**

**Historical cost convention**

The financial statements have been prepared on a historical cost basis, except for certain financial assets and liabilities measured at fair value (refer accounting policy regarding financial instruments).

**Measurement of fair values**

Certain accounting policies and disclosures of the Company require the measurement of fair values, for both financial and non-financial assets and liabilities.

The Company has an established control framework with respect to the measurement of fair values and regularly reviews significant unobservable inputs and valuation adjustments.

Fair values are categorised into different levels in a fair value hierarchy based on the inputs used in the valuation techniques as Level 1: quoted prices (unadjusted) in active markets for identical assets or liabilities.

Level 2: inputs other than quoted prices included in Level 1 that are observable for the asset or liability, either directly (i.e. as prices) or indirectly (i.e. derived from prices).

Level 3: inputs for the asset or liability that are not based on observable market data (unobservable inputs).

When measuring the fair value of an asset or a liability, the Company uses observable market data as far as possible. If the inputs used to measure the fair value of an asset or a liability fall into different levels of the fair value hierarchy, then the fair value measurement is categorised in its entirety in the same level of the fair value hierarchy as the lowest level input that is significant to the entire measurement.

The Company recognizes transfers between levels of the fair value hierarchy at the end of the reporting period during which the change has occurred.

**Functional and presentation currency**

These financial statements are presented in Indian Rupees (INR), which is the Company's functional currency. All financial information presented in INR has been rounded to the nearest lakhs (up to two decimals).



[All amounts in Indian Rupees (Lakhs), unless otherwise stated]

### 3 Significant accounting policies

#### a) Current versus non-current classification

The Company presents assets and liabilities in the balance sheet based on current/ non-current classification.

An asset is treated as current when it is:

- i) Expected to be realised or intended to be sold or consumed in normal operating cycle;
- ii) Held primarily for the purpose of trading;
- iii) Expected to be realised within twelve months after the reporting period, or
- iv) Cash or cash equivalent unless restricted from being exchanged or used to settle a liability for at least twelve months after the reporting period

All other assets are classified as non-current.

A liability is current when:

- i) It is expected to be settled in normal operating cycle;
- ii) It is held primarily for the purpose of trading;
- iii) It is due to be settled within twelve months after the reporting period, or
- iv) There is no unconditional right to defer the settlement of the liability for at least twelve months after the reporting

All other liabilities are classified as non-current.

Deferred tax assets and liabilities are classified as non-current assets and liabilities.

The operating cycle is the time between the acquisition of assets for processing and their realisation in cash and cash equivalents. The Company has identified 12 months as its operating cycle.

#### b) Revenue Recognition

Operating revenue:

Revenue is recognised to the extent that it is probable that the economic benefits will flow to the Company and the revenue can be reliably measured. The company derives its revenue from Edutech services (online and offline) by providing comprehensive learning programmes.

A. Online revenue : Revenue from sale of online courses is recognised based on satisfaction of performance obligations as below:

- i) Supply of books is recognised when control of the goods is transferred to the customer at an amount that reflects the consideration entitled as per the contract understanding in exchange for the goods or services.
- ii) Supply of online content is recognised upfront upon access being provided for the uploaded content to the learners.
- iii) Supply of hosting service is recognised over the period of license of access provided to the learners at an amount that reflects the consideration entitled as per the contract / understanding in exchange for such services.

Other operating revenue:

Shipping revenue is recognised at the time of delivery to end customers. Shipping revenue received towards deliveries subsequent to the year end is considered as Deferred revenue which is included in other current liabilities.

Revenue is recognised on accrual basis, net of refunds and taxes.

#### c) Loans and borrowings

Borrowings are initially recognised at fair value, net of transaction costs incurred. Borrowings are subsequently measured at amortised cost. Any difference between the proceeds (net of transaction costs) and the redemption amount is recognised in profit or loss over the period of the borrowings using the effective interest method.

Borrowings are classified as current liabilities unless the Company has an unconditional right to defer settlement of the liability for at least 12 months after the reporting period. Where there is a breach of a material provision of a long-term loan arrangement on or before the end of the reporting period with the effect that the liability becomes payable on demand on the reporting date, the Company does not classify the liability as current, if the lender agreed, after the reporting period and before the approval of the financial statements for issue, not to demand payment as a consequence of the breach.

#### Derecognition of financial liabilities

A financial liability is derecognised when the obligation under the liability is discharged or cancelled or expired. When an existing financial liability is replaced by another from the same lender on substantially different terms, or the terms of an existing liability are substantially modified, such an exchange or modification is treated as the derecognition of the original liability and the recognition of a new liability. The difference in the respective carrying amounts is recognised in the statement of profit or loss.





[All amounts in Indian Rupees (Lakhs), unless otherwise stated]

**d) Property, plant and equipment (PPE)**

**Presentation**

Property, plant and equipment are stated at cost, net of accumulated depreciation and accumulated impairment losses, if any. Such cost includes the cost of replacing part of the plant and equipment and borrowing costs of a qualifying asset, if the recognition criteria are met. When significant parts of plant and equipment are required to be replaced at intervals, the Company depreciates them separately based on their specific useful lives. All other repair and maintenance costs are recognised in profit or loss as incurred.

Advances paid towards the acquisition of tangible assets outstanding at each balance sheet date, are disclosed as capital advances under long term loans and advances and the cost of the tangible assets not ready for their intended use before such date, are disclosed as capital work in progress.

**Derecognition**

Gains or losses arising from derecognition of property, plant and equipment are measured as the difference between the net disposal proceeds and the carrying amount of the asset and are recognized in the statement of profit and loss when the asset is derecognized.

Depreciation on property, plant and equipment

Depreciation is the systematic allocation of the depreciable amount of an asset over its useful life.

Assets Category	Estimated useful life (in years)
Office Equipment	5

The Useful life is as per Schedule II of the companies Act, 2013

Depreciation for PPE on additions is calculated on pro-rata basis from the date of such additions. For deletion/ disposals, the depreciation is calculated on pro-rata basis up to the date on which such assets have been discarded/ sold. Additions to fixed assets, costing Rs.5,000 each or less are fully depreciated retaining its residual value.

The residual values, estimated useful lives and methods of depreciation of property, plant and equipment are reviewed at each financial year end and adjusted prospectively, if appropriate.

**e) Intangible assets**

Internally generated intangible asset are measured on initial recognition at cost. The cost comprises of all directly attributable costs necessary to create, produce, and prepare the asset to be capable of operating in the manner intended by management.

Subsequent to initial recognition, internally-generated intangible assets are reported at cost less accumulated amortisation and accumulated impairment losses, on the same basis as intangible assets that are acquired separately.

Useful life and amortisation of intangible assets

The useful lives of intangible assets are assessed as either finite or indefinite. Intangible assets with finite lives are amortised over the useful economic life and assessed for impairment whenever there is an indication that the intangible asset may be impaired. The amortisation period and the amortisation method for an intangible asset with a finite useful life are reviewed at least at the end of each reporting period.

The amortisation expense on intangible assets with finite lives is recognised in the statement of profit and loss unless such expenditure forms part of carrying value of another asset.

Assets Category	Estimated useful life (in years)
Content Development Cost	2

**Intangible under development**

Costs incurred during research phase are charged to profit or loss in the year in which they are incurred. Development phase expenses are initially recognized as intangible assets under development until the development phase is complete, upon which the amount is capitalized as intangible asset.

**f) Borrowing costs**

Borrowing cost include interest computed using Effective Interest Rate method, amortisation of ancillary costs incurred and exchange differences arising from foreign currency borrowings to the extent they are regarded as an adjustment to the interest cost.

Borrowing costs that are directly attributable to the acquisition, construction and production of a qualifying asset are capitalised as part of the cost of that asset which takes substantial period of time to get ready for its intended use. All other borrowings costs are expensed in the period in which they occur.



**g) Taxes**

**Current income tax**

Current income tax assets and liabilities are measured at the amount expected to be recovered from or paid to the taxation authorities. The tax rates and tax laws used to compute the amount are those that are enacted or substantively enacted, at the reporting date in the countries where the Company operates and generates taxable income.

Current income tax relating to items recognised outside profit or loss is recognised outside profit or loss (either in other comprehensive income or in equity). Current tax items are recognised in correlation to the underlying transaction either in OCI or directly in equity. Management periodically evaluates positions taken in the tax returns with respect to situations in which applicable tax regulations are subject to interpretation and establishes provisions where appropriate.

**Deferred tax**

Deferred tax is provided using the liability method on temporary differences between the tax bases of assets and liabilities and their carrying amounts for financial reporting purposes at the reporting date.

Deferred tax assets are recognised to the extent that it is probable that taxable profit will be available against which the deductible temporary differences, and the carry forward of unused tax credits and unused tax losses can be utilised. Where there is deferred tax assets arising from carry forward of unused tax losses and unused tax created, they are recognised to the extent of deferred tax liability.

The carrying amount of deferred tax assets is reviewed at each reporting date and reduced to the extent that it is no longer probable that sufficient taxable profit will be available to allow all or part of the deferred tax asset to be utilised. Unrecognised deferred tax assets are re-assessed at each reporting date and are recognised to the extent that it has become probable that future taxable profits will allow the deferred tax asset to be recovered.

Deferred tax assets and liabilities are measured at the tax rates that are expected to apply in the period when the asset is realised or the liability is settled, based on tax rates (and tax laws) that have been enacted or substantively enacted at the

**h) Provisions, contingent liabilities and contingent asset**

**Provisions**

Provisions are recognised when the Company has a present obligation (legal or constructive) as a result of a past event and it is probable that an outflow of resources embodying economic benefits will be required to settle the obligation and a reliable estimate can be made of the amount of the obligation.

Provisions are discounted, if the effect of the time value of money is material, using pre-tax rates that reflects the risks specific to the liability. When discounting is used, an increase in the provisions due to the passage of time is recognised as finance cost. These provisions are reviewed at each Balance Sheet date and adjusted to reflect the current best estimates.

Necessary provision for doubtful debts, claims, etc., are made if realisation of money is doubtful in the judgement of the management.

**Contingent liability**

A contingent liability is a possible obligation that arises from past events whose existence will be confirmed by the occurrence or non-occurrence of one or more uncertain future events beyond the control of the company or a present obligation that is not recognized because it is not probable that an outflow of resources will be required to settle the obligation. A contingent liability also arises in extremely rare cases where there is a liability that cannot be recognized because it cannot be measured reliably. Contingent liabilities are disclosed separately.

Show cause notices issued by various Government authorities are considered for evaluation of contingent liabilities only when converted into demand.

**Contingent assets**

Where an inflow of economic benefits is probable, the Company discloses a brief description of the nature of the contingent assets at the end of the reporting period, and, where practicable, an estimate of their financial effect. Contingent assets are disclosed but not recognised in the financial statements.

**i) Cash and cash equivalents**

Cash comprises cash in hand and demand deposits with banks. Cash equivalents are short-term balances with original maturity of less than 3 months, highly liquid investments that are readily convertible into cash, which are subject to

**j) Cash flow statement**

Cash flows are presented using indirect method, whereby profit/ (loss) before tax is adjusted for the effects of transactions of non-cash nature and any deferrals or accruals of past or future cash receipts or payments.

Bank borrowings are generally considered to be financing activities. However, where bank overdrafts which are repayable on demand form an integral part of an entity's cash management, bank overdrafts are included as a component of cash and cash equivalents for the purpose of cash flow statement.





[All amounts in Indian Rupees (Lakhs), unless otherwise stated]

**k) Earnings per share**

Basic earnings per share is calculated by dividing the net profit or loss for the year attributable to equity shareholders by the weighted average number of equity shares outstanding during the year.

For the purpose of calculating diluted earnings per share, the net profit or loss for the year attributable to equity shareholders and the weighted average number of shares outstanding during the year are adjusted for the effects of all dilutive potential equity shares.

**l) Leases**

The Company assesses whether a contract contains a lease, at inception of a contract. A contract is, or contains, a lease if the contract conveys the right to control the use of an identified asset for a period of time in exchange for consideration. To assess whether a contract conveys the right to control the use of an identified asset, the Company assesses whether:

- (i) the contract involves the use of an identified asset
- (ii) the Company has substantially all of the economic benefits from use of the asset through the period of the lease and
- (iii) the Company has the right to direct the use of the asset.

At the date of commencement of the lease, the Company recognizes a right-of-use asset ("ROU") and a corresponding lease liability for all lease arrangements in which it is a lessee, except for leases with a term of twelve months or less (short-term leases) and low value leases. For these short-term and low value leases, the Company recognizes the lease payments as an operating expense on a straight-line basis over the term of the lease. Certain lease arrangements includes the options to extend or terminate the lease before the end of the lease term. ROU assets and lease liabilities includes these options when it is reasonably certain that they will be exercised. The right-of-use assets are initially recognized at cost, which comprises the initial amount of the lease liability adjusted for any lease payments made at or prior to the commencement date of the lease plus any initial direct costs less any lease incentives. They are subsequently measured at cost less accumulated depreciation and impairment losses.

Right-of-use assets are depreciated from the commencement date on a straight-line basis over the shorter of the lease term and useful life of the underlying asset. Right of use assets are evaluated for recoverability whenever events or changes in circumstances indicate that their carrying amounts may not be recoverable. For the purpose of impairment testing, the recoverable amount (i.e. the higher of the fair value less cost to sell and the value-in-use) is determined on an individual asset basis unless the asset does not generate cash flows that are largely independent of those from other assets. In such cases, the recoverable amount is determined for the Cash Generating Unit (CGU) to which the asset belongs.

The lease liability is initially measured at amortized cost at the present value of the future lease payments. The lease payments are discounted using the interest rate implicit in the lease or, if not readily determinable, using the incremental borrowing rates in the country of domicile of these leases. Lease liabilities are re-measured with a corresponding adjustment to the related right of use asset if the Company changes its assessment if whether it will exercise an extension or a termination option.

Lease liability and ROU asset have been separately presented in the Balance Sheet and lease payments have been classified as financing cash flows.

**m) Segment reporting**

Based on internal reporting provided to the Chief operating decision maker, the Company's operations predominantly related to sale of comprehensive learning programs and, accordingly, this is the only operating segment. The management committee reviews and monitors the operating results of the business segment for the purpose of making decisions about resource allocation and performance assessment using profit or loss and return on capital employed.

**n) Financial instruments**

**Financial assets**

**(i) Initial recognition and measurement:**

All financial assets are initially recognised at fair value. Transaction costs that are directly attributable to the acquisition of financial assets, which are not at fair value through profit or loss, are added to the fair value on initial recognition. Purchase and sale of financial assets are recognised using trade date accounting.

**(ii) Subsequent measurement:**

-Financial assets carried at amortised cost (AC)

A financial asset is subsequently measured at amortised cost if it is held within a business model whose objective is to hold the asset in order to collect contractual cash flows and the contractual terms of the financial asset give rise on specified dates to cash flows that are solely payments of principal and interest on the principal amount outstanding.

-Financial assets at fair value through other comprehensive income (FVTOCI)



[All amounts in Indian Rupees (Lakhs), unless otherwise stated]

A financial asset is subsequently measured at fair value through other comprehensive income if it is held within a business model whose objective is achieved by both collecting contractual cash flows and selling financial assets and the contractual terms of the financial asset give rise on specified dates to cash flows that are solely payments of principal and interest on the principal amount outstanding.

-Financial assets at fair value through profit or loss (FVTPL)

A financial asset which is not classified in any of the above categories are fair valued through profit or loss.

(iii) Impairment of financial assets

In accordance with Ind AS 109, the Company use 'Expected Credit Loss' (ECL) model, for evaluating impairment assessment of financial assets other than those measured at fair value through profit and loss (FVTPL). Expected credit losses are measured through a loss allowance at an amount equal to:

- a) The 12-months expected credit losses (expected credit losses that result from those default events on the financial instrument that are possible within 12 months after the reporting date); or
- b) Full lifetime expected credit losses (expected credit losses that result from all possible default events over the life of the financial instrument)

For trade receivables Company applies 'simplified approach' which requires expected lifetime losses to be recognised from initial recognition of the receivable. Further the Company uses historical default rates to determine impairment loss on the portfolio of the trade receivables. At every reporting date these historical default rates are reviewed and changes in the forward looking estimates are analysed. For other assets, the Company uses 12 months ECL to provide for impairment loss where there is no significant increase in credit risk. If there is significant increase in credit risk full lifetime ECL is used.

Financial liabilities

(i) Initial recognition and measurement:

All financial liabilities are recognized initially at fair value and in case of loans net of directly attributable cost. Fees of recurring nature are directly recognised in profit or loss as finance cost.

(ii) Subsequent measurement:

Financial liabilities are carried at amortized cost using the effective interest method. For trade and other payables maturing within one year from the Balance Sheet date, the carrying amounts approximate fair value due to the short maturity of these instruments.

### 3A Critical accounting judgements and key sources of estimation uncertainty :

In the application of the Company's accounting policies, which are described in note 3, the Directors of the Company are required to make judgements, estimates and assumptions about the carrying amounts of assets and liabilities that are not readily apparent from other sources. The estimates and associated assumptions are based on historical experience and other factors that are considered to be relevant. Actual results may differ from these estimates. The estimates and underlying assumptions are reviewed on an ongoing basis.

Revisions to accounting estimates are recognised in the period in which the estimate is revised if the revision affects only that period, or in the period of the revision and future periods if revision affects both current and future periods. The following are the significant areas of estimation, uncertainty and critical judgements in applying accounting policies:

- Fair value of financial assets and financial liabilities
- Useful life of intangible assets
- Going Concern Assessment





**Veranda IAS Learning Solutions Private Limited**

Notes to Financial Statements for the year ended March 31, 2023

CIN: U80904TN2021PTC141652

[All amounts in Indian Rupees (Lakhs), unless otherwise stated]

**4 Property, plant and equipment**

Particulars	Tangible Assets		Intangible Assets	
	Office Equipment	Total	Content Cost	Total
<b>Gross carrying value</b>				
<b>Balance as at February 26, 2021</b>	-	-	-	-
Additions	0.46	0.46	152.84	152.84
Disposals / Transfer	-	-	-	-
<b>Balance as at March 31, 2022</b>	0.46	0.46	152.84	152.84
Additions	1.96	1.96	58.57	58.57
Disposals / Transfer	-	-	-	-
<b>Balance as at March 31, 2023</b>	2.42	2.42	211.41	211.41
<b>Accumulated Depreciation</b>				
<b>As at February 26, 2021</b>	-	-	-	-
Additions	0.33	0.33	47.53	47.53
Disposals / Transfer	-	-	-	-
<b>As at March 31, 2022</b>	0.33	0.33	47.53	47.53
Additions	0.36	0.36	123.92	123.92
Disposals / Transfer	-	-	-	-
<b>Balance as at March 31, 2023</b>	0.69	0.69	171.45	171.45
<b>Net Block</b>				
<b>As at March 31, 2023</b>	1.73	1.73	39.96	39.96
<b>As at March 31, 2022</b>	0.13	0.13	105.31	105.31



**5 Leases**

**(i) Amounts recognised in the balance sheet**

The balance sheet shows the following amounts relating to leases:

Particulars	As at March 31, 2023	As at March 31, 2022
<b>Right-of-use assets</b>		
Buildings**	16.13	-
<b>Total</b>	<b>16.13</b>	<b>-</b>
<b>Lease liabilities ***</b>		
Current	2.52	-
Non-Current	14.46	-
<b>Total</b>	<b>16.98</b>	<b>-</b>

**Movement of Right-of-use assets and Lease liabilities**

** Description of Assets	Buildings	Total
<b>I. Gross carrying amount</b>		
As at April 1, 2022	-	-
Additions during the year	19.23	19.23
As at March 31, 2023	<b>19.23</b>	<b>19.23</b>

II. Accumulated depreciation and impairment		
As at April 1, 2022	-	-
Depreciation / amortisation charge during the year	3.10	3.10
As at March 31, 2023	<b>3.10</b>	<b>3.10</b>

III. Net carrying amount as at March 31, 2023	<b>16.13</b>	<b>16.13</b>
III. Net carrying amount as at March 31, 2022	-	-

*** Description of Liabilities	As at March 31, 2023	As at March 31, 2022
<b>Opening Balance</b>	-	-
Additions during the year / period	19.23	-
Finance Costs accrued	1.32	-
Payment of lease liabilities	(3.57)	-
<b>Closing Balance</b>	<b>16.98</b>	<b>-</b>





**Veranda IAS Learning Solutions Private Limited**  
**Notes to Financial Statements for the year ended March 31, 2023**  
**CIN: U80904TN2021PTC141652**

[All amounts in Indian Rupees (Lakhs), unless otherwise stated]

- 5.1 The aggregate depreciation expense on ROU assets is included under depreciation and amortization expense in the statement of Profit and Loss.
- 5.2 The table below provides details regarding the contractual maturities of lease liabilities as at March 31, 2023 and March 31, 2022 on an undiscounted basis:

Particulars	As at March 31, 2023	As at March 31, 2022
Less than one year	3.72	-
One to five years	13.26	-
More than five years	-	-
<b>Total</b>	<b>16.98</b>	<b>-</b>

**(ii) Amounts recognised in the statement of profit and loss**

The statement of profit and loss shows the following amounts relating to leases:

Particulars	As at March 31, 2023	As at March 31, 2022
Depreciation charge for right-of-use assets (Refer Note 33)	3.10	-
<b>Total</b>	<b>3.10</b>	<b>-</b>

Interest expense (included in finance costs) (Refer Note 32)	1.32	-
Expense relating to short-term leases (included in other expenses) (Refer Note 34)	3.46	-

**(iii) Amounts recognized in cash flow statement**

Particulars	As at March 31, 2023	As at March 31, 2022
Total cash outflows for leases	(3.57)	-

**(iv) Critical judgements in determining the lease term**

In determining the lease term, management considers all facts and circumstances that create an economic incentive to exercise an extension option, or not to exercise a termination option. Extension options (or periods after termination options) are only included in the lease term if the lease is reasonably certain to be extended (or not terminated).

For leases of buildings, the following factors are normally the most relevant:

- If there are significant penalties to terminate (or not extend), the Company is typically reasonably certain to extend and not terminate.
- If any lease hold improvements are expected to have a significant remaining value the Company is typically reasonably certain to extend (or not terminate).
- Otherwise, the Company considers other factors including historical lease durations and the costs and business disruption required to replace the leased asset.

The lease term is reassessed if an option is actually exercised (or not exercised) or the Company becomes obliged to exercise (or not exercise) it. The assessment of reasonable certainty is only revised if a significant event or a significant change in circumstances occurs, which affects the assessment, and that is within the control of the lessee. During the current financial year, there was no revision in the lease terms.

**(v) Extension and termination options**

Extension and termination options are included in a number of property leases. These are used to maximise operational flexibility in terms of managing the assets used in the Company's operations. The majority of extension and termination options held are exercisable only by the Company and not with the respective lessor.



**Veranda IAS Learning Solutions Private Limited**

Notes to Financial Statements for the year ended March 31, 2023

CIN: U80904TN2021PTC141652

[All amounts in Indian Rupees (Lakhs), unless otherwise stated]

**6 Loans**

Particulars	As at March 31, 2023	As at March 31, 2022
<b>Loans to related party (Unsecured, considered good)</b>		
<b>Inter corporate loans</b>		
Veranda XL Learning Solutions Private Limited (Refer Note 6.1)	1,105.50	-
	<b>1,105.50</b>	<b>-</b>

6.1 Particulars	Interest Rate	As at March 31, 2023	As at March 31, 2022
Veranda XL Learning Solutions Limited (formerly known as Veranda Excel Learning Solutions Private Limited) (Refer Note 42)	11.55%	1,171.68	-
Less: Principal receivable within one year (Refer Note 14)		(66.18)	
		<b>1,105.50</b>	<b>-</b>

6.2 The Inter Corporate loans provided to subsidiary company is at interest rate of 11.55% and repayable in 120 equal installments starting from April 2023 (unsecured).

6.3 Loans and advances to promoters, directors, KMPs and the related parties

Type of Borrower	Amount of loan outstanding	% to the total
Promoters	-	0%
Directors	-	0%
KMPs	-	0%
Related Parties	1,171.68	100%

6.4 Loans advanced to Veranda XL Learning Solutions Private Limited amounting to Rs. 1,171.68 Lakhs during the year is repayable in 120 monthly installments at an Interest rate of 11.55%. The loans is advanced out of the proceeds from Loans taken from Hinduja Leyland Finance Limited

**7 Other Non-Current Financial Assets**

Particulars	As at March 31, 2023	As at March 31, 2022
Security Deposits	1.80	-
	<b>1.80</b>	<b>-</b>

**8 Deferred tax asset - net**

Particulars	As at March 31, 2023	As at March 31, 2022
<b>Deferred tax asset</b>		
On Property plant and equipment	5.28	9.20
On Right of use asset	0.21	-
On Expenses allowable on payment basis	0.22	(9.20)
Financial Liability measured at amortised cost	(5.71)	-
<b>Net deferred tax asset</b>	<b>-</b>	<b>-</b>

8.1 Based on assessment of probability of taxable profits against which the deferred tax asset pertaining to unabsorbed business loss amounting to Rs. 262.42 Lakhs (March 31 2022: Rs. 168.24 Lakhs) can be utilised, the Company has not recognized deferred tax asset thereon. The Company shall continue to assess the position at the end of every reporting period. (Refer Note 35.1)





**Veranda IAS Learning Solutions Private Limited**  
Notes to Financial Statements for the year ended March 31, 2023  
CIN: U80904TN2021PTC141652

[All amounts in Indian Rupees (Lakhs), unless otherwise stated]

**9 Income Tax Assets**

Particulars	As at March 31, 2023	As at March 31, 2022
Tax Deducted at Source receivables	5.98	-
	<b>5.98</b>	<b>-</b>

**10 Other Non-Current Assets**

Particulars	As at March 31, 2023	As at March 31, 2022
Capital advances (Refer Note 38)	20.33	20.33
	<b>20.33</b>	<b>20.33</b>

**11 Inventories**

Particulars	As at March 31, 2023	As at March 31, 2022
<b>Valued at lower of cost and Net Realisable value unless otherwise stated</b>		
Packing Materials	0.57	0.56
Stock in Trade (Books)	22.85	23.04
	<b>23.42</b>	<b>23.60</b>

**12 Cash and cash equivalents**

Particulars	As at March 31, 2023	As at March 31, 2022
Balances with banks in current accounts	12.73	6.89
Cash in hand	0.01	0.07
	<b>12.74</b>	<b>6.96</b>

**13 Trade receivables**

Particulars	As at March 31, 2023	As at March 31, 2022
(a) Considered good - Secured	-	-
(b) Considered good - Unsecured	0.14	2.88
(c) Have significant increase in Credit Risk	-	-
(d) Credit impaired	-	-
Less : Allowance for credit impaired	-	-
	<b>0.14</b>	<b>2.88</b>

**13.1 Trade Receivables ageing schedule**

Particulars	As at March 31, 2023					
	Outstanding for following periods from due date of payment					
	Less than 6 months	6 months - 1 year	1-2 years	2-3 years	More than 3 years	Total
(i) Undisputed trade receivables – considered good	0.14	-	-	-	-	0.14
(ii) Undisputed trade receivables – Credit impaired	-	-	-	-	-	-
(iii) Disputed trade receivables -considered good	-	-	-	-	-	-
(iv) Disputed trade receivables - Credit impaired	-	-	-	-	-	-
	<b>0.14</b>	<b>-</b>	<b>-</b>	<b>-</b>	<b>-</b>	<b>0.14</b>
Less : Allowance for credit loss						-
<b>Total trade receivables</b>						<b>0.14</b>



**Veranda IAS Learning Solutions Private Limited**  
Notes to Financial Statements for the year ended March 31, 2023  
CIN: U80904TN2021PTC141652

[All amounts in Indian Rupees (Lakhs), unless otherwise stated]

Particulars	As at March 31, 2022					
	Outstanding for following periods from due date of payment					
	Less than 6 months	6 months - 1 year	1-2 years	2-3 years	More than 3 years	Total
(i) Undisputed trade receivables – considered good	2.88	-	-	-	-	2.88
(ii) Undisputed trade receivables – Credit impaired	-	-	-	-	-	-
(iii) Disputed trade receivables -considered good	-	-	-	-	-	-
(iv) Disputed trade receivables - Credit impaired	-	-	-	-	-	-
	<b>2.88</b>	-	-	-	-	<b>2.88</b>
Less : Allowance for credit loss	-	-	-	-	-	-
<b>Total trade receivables</b>						<b>2.88</b>

13.2 Trade Receivables includes receivables outstanding from customers constituting individually 5% or more of the total trade receivables as at 31 March, 2023 is Nil (31 March, 2022 - Nil).

**14 Loans**

Particulars	As at March 31, 2023	As at March 31, 2022
Loans to related party (Unsecured, considered good) Veranda XL Learning Solutions Private Limited (Refer Note 6.1)	66.18	-
	<b>66.18</b>	<b>-</b>

**15 Other Financials Assets**

Particulars	As at March 31, 2023	As at March 31, 2022
(Unsecured, considered good)		
Interest receivable on loans	10.15	-
Security Deposits	4.55	4.55
	<b>14.70</b>	<b>4.55</b>





**Veranda IAS Learning Solutions Private Limited**

Notes to Financial Statements for the year ended March 31, 2023

CIN: U80904TN2021PTC141652

[All amounts in Indian Rupees (Lakhs), unless otherwise stated]

**16 Other current assets**

Particulars	As at March 31, 2023	As at March 31, 2022
Prepaid expenses	0.50	2.26
Balance With Government Authorities	126.58	63.70
Advance to Vendors	35.84	5.41
Unamortized Processing Charges	22.69	-
<b>Total</b>	<b>185.61</b>	<b>71.37</b>

**17 Share capital**

Particulars	As at March 31, 2023	As at March 31, 2022
<b>Authorised share capital</b>		
1,00,00,000 (March 31, 2022: 1,00,000) Equity Shares of Rs.10 each	1,000.00	10.00
	<b>1,000.00</b>	<b>10.00</b>
<b>Issued share capital</b>		
10,000 (March 31, 2022: 10,000) Equity Shares of Rs.10 each	1.00	1.00
	<b>1.00</b>	<b>1.00</b>
<b>Subscribed and fully paid up share capital</b>		
10,000 (March 31, 2022: 10,000) Equity Shares of Rs.10 each	1.00	1.00
	<b>1.00</b>	<b>1.00</b>

Notes:

**i) Reconciliation of equity shares as at the beginning & at end of the reporting period**

Particulars	As at March 31, 2023		As at March 31, 2022	
	No of Shares	Amount	No of Shares	Amount
Balance as at the beginning of the year / period	10,000	1.00	-	-
Issued during the year / period	-	-	10,000	1.00
<b>Balance at the end of the year / period</b>	<b>10,000</b>	<b>1.00</b>	<b>10,000</b>	<b>1.00</b>

**ii) Rights, preferences and restrictions in respect of equity shares issued by the Company**

- The company has issued only one class of equity shares having a par value of Rs. 10 each. The equity shares of the company having par value of Rs.10/- rank pari-passu in all respects including voting rights.
- The Company has not declared dividend on equity shares.
- In the event of liquidation, shareholders will be entitled to receive the remaining assets of the company after distribution of all preferential amounts. The distribution will be proportionate to the number of equity shares held by the shareholder.
- The authorised share capital of the company has increased from Rs. 10 Lakhs to Rs. 1,000 Lakhs pursuant to the approval of the shareholders at the Extraordinary General Meeting of the Company held on May 31, 2022.



**Veranda IAS Learning Solutions Private Limited**

Notes to Financial Statements for the year ended March 31, 2023

CIN: U80904TN2021PTC141652

[All amounts in Indian Rupees (Lakhs), unless otherwise stated]

## iii) Shares held by holding company, its subsidiaries and associates

Name of the share holder	As at March 31, 2023		As at March 31, 2022	
	No of shares	% of Holding	No of shares	% of Holding
Veranda Learning Solutions Limited (formerly known as Veranda Learning Solutions Private Limited)	9,999	99.99%	9,999	99.99%
K. Praveen Kumar*	1	0.01%	1	0.01%

\*shares held on behalf of Veranda Learning Solutions Limited (formerly Veranda Learning Solutions Private Limited)

## iv) Shareholders holding more than 5% of the total share capital

Name of the share holder	As at March 31, 2023		As at March 31, 2022	
	No of shares	% of Holding	No of shares	% of Holding
Veranda Learning Solutions Limited (formerly known as Veranda Learning Solutions Private Limited)	9,999	99.99%	9,999	99.99%

## (v) Shareholding of promoters\*

Name of the promotor	As at March 31, 2023			As at March 31, 2022		
	No of shares	% of Holding	% Change during the year	No of shares	% of Holding	% Change during the year
Veranda Learning Solutions Limited (formerly known as Veranda Learning Solutions Private Limited)	9,999	99.99%	0.00%	9,999	99.99%	99.99%

\* Promoter as defined under Companies Act, 2013 has been considered for the purpose of disclosure

## 18 Other equity

Particulars	As at March 31, 2023	As at March 31, 2022
<b>Retained Earnings</b>	(1,019.48)	(642.43)
	<b>(1,019.48)</b>	<b>(642.43)</b>
<b>a) Retained Earnings</b>		
Balance at the beginning of the year / period	(642.43)	-
Total comprehensive loss for the year / period	(377.05)	(642.43)
Balance at the end of the year / period	<b>(1,019.48)</b>	<b>(642.43)</b>





**Veranda IAS Learning Solutions Private Limited**  
Notes to Financial Statements for the year ended March 31, 2023  
CIN: U80904TN2021PTC141652

[All amounts in Indian Rupees (Lakhs), unless otherwise stated]

**19 Long Term Provisions**

Particulars	As at March 31, 2023	As at March 31, 2022
Provision for Gratuity (Refer Note 43.2)	0.48	0.82
Provision for Compensated Absences (Refer Note 43.3)	0.36	0.59
	<b>0.84</b>	<b>1.41</b>

**20 Long term borrowings**

Particulars	As at March 31, 2023	As at March 31, 2022
<b>Term loan from others</b>		
Hinduja Leyland Finance Limited	1,130.19	-
Veranda Administrative Learning Solutions Private Limited	245.31	-
	<b>1,375.50</b>	<b>-</b>

**20.1 Details of Borrowings**

Particulars	Interest Rate / Security provided	Repayment Schedule	As at March 31, 2023	As at March 31, 2022
Hinduja Leyland Finance Limited	11% / Unsecured	120 monthly installments from April 2023	1,200.00	-
Veranda Administrative Learning Solutions Private Limited	11.55% / Unsecured	120 monthly installments from April 2023	260.00	-
Less: Current maturities of long term debt			(84.50)	-
<b>Total</b>			<b>1,375.50</b>	<b>-</b>

20.2 Loans taken from Hinduja Leyland Finance Limited amounting to Rs. 1,200.00 Lakhs (net of proceeds) is advanced to Veranda XL Learning Solutions Private Limited during the year which is repayable in 120 monthly installments at an Interest rate of 11.55%. (Refer

**21 Short term borrowings**

Particulars	As at March 31, 2023	As at March 31, 2022
<b>Loan repayable on demand (Refer Note 21.1)</b>		
<b>From related parties (Unsecured)</b>		
Veranda Learning Solutions Limited (formerly known as Veranda Learning Solutions Private Limited)	751.16	549.21
SSI Ventures Private Limited	100.00	-
<b>From others (Secured)</b>		
Current maturities of long term debt (Refer Note 20.1)	84.50	-
	<b>935.66</b>	<b>549.21</b>

21.1 The inter corporate loans borrowed from holding company at an interest rate of 7% and repayable on demand.

21.2 The Company has borrowed loan from SSI Ventures Private Limited at 14% and is repayable in single installment on June 2023.

**22 Trade payables**

Particulars	As at March 31, 2023	As at March 31, 2022
Total outstanding dues of creditors of micro and small enterprises (Refer Note 22.1) *	31.07	56.90
Total outstanding dues of creditors other than micro and small enterprises	64.20	229.70
	<b>95.27</b>	<b>286.60</b>

\* Trade payables amounting to Rs. 14.94 Lakhs ( PY - Rs. 36.16 Lakhs) is payable to related party. (Refer Note 42(c))



**Veranda IAS Learning Solutions Private Limited**  
**Notes to Financial Statements for the year ended March 31, 2023**  
**CIN: U80904TN2021PTC141652**

[All amounts in Indian Rupees (Lakhs), unless otherwise stated]

- 22.1 Dues to Micro and Small Enterprises have been determined to the extent such parties have been identified on the basis of information collected by the management represents the principal amount payable to these enterprises.  
 (Refer Note 37)

Particulars	As at March 31, 2023						
	Unbilled	Not Due	Outstanding for following periods from due date of payment				Total
			Less than 1 year	1-2 years	2-3 years	More than 3 years	
(i) Undisputed dues - MSME	-	-	16.89	14.18	-	-	31.07
(ii) Undisputed dues - Others	-	63.05	64.20	-	-	-	127.25
(iii) Disputed dues – MSME	-	-	-	-	-	-	-
(iv) Disputed dues - Others	-	-	-	-	-	-	-

Particulars	As at March 31, 2022						
	Unbilled	Not Due	Outstanding for following periods from due date of payment				Total
			Less than 1 year	1-2 years	2-3 years	More than 3 years	
(i) Undisputed dues - MSME	-	-	56.90	-	-	-	56.90
(ii) Undisputed dues - Others	-	221.76	229.70	-	-	-	451.46
(iii) Disputed dues – MSME	-	-	-	-	-	-	-
(iv) Disputed dues - Others	-	-	-	-	-	-	-

**23 Other Financial Liabilities**

Particulars	As at March 31, 2023	As at March 31, 2022
Interest payable - related party (Refer Note 42(c))	67.17	13.58
Interest payable - Others	11.00	-
	<b>78.17</b>	<b>13.58</b>

**24 Short Term Provisions**

Particulars	As at March 31, 2023	As at March 31, 2022
Provision for Gratuity (Refer Note 43.2)	-	-
Provision for Compensated Absences (Refer Note 43.3)	0.05	0.08
	<b>0.05</b>	<b>0.08</b>

**25 Other current liabilities**

Particulars	As at March 31, 2023	As at March 31, 2022
Statutory dues	5.54	5.42
Deferred Revenue	1.69	15.87
Advance from customers	3.00	4.39
	<b>10.23</b>	<b>25.68</b>





**26 Revenue from Operations**

Particulars	For the year ended March 31, 2023	For the period February 26, 2021 to March 31, 2022
Sale of Online courses	15.74	32.77
<b>Other Operating Revenue</b>		
Shipping Revenue	0.03	0.67
	<b>15.77</b>	<b>33.44</b>

**26.1 Disaggregated Revenue**

The Company derives revenue from transfer of goods and services over time and at a point in time as given below:

Timing of recognition:

Particulars	For the year ended March 31, 2023	For the period February 26, 2021 to March 31, 2022
<b>At a point in time</b>		
Sale of Online Courses	1.51	19.59
Shipping Revenue	0.03	0.67
<b>Over period of time</b>		
Sale of Online Courses	14.23	13.18
	<b>15.77</b>	<b>33.44</b>

**26.2 Reconciliation of revenue with contract price**

Particulars	For the year ended March 31, 2023	For the period February 26, 2021 to March 31, 2022
<b>Contract Price</b>		
Sale of Online Courses	17.43	52.39
Shipping Revenue	0.03	0.67
<b>Adjustments:</b>		
Discounts	-	(3.75)
Deferred Revenue	(1.69)	(15.87)
	<b>15.77</b>	<b>33.44</b>

**27 Other Income**

Particulars	For the year ended March 31, 2023	For the period February 26, 2021 to March 31, 2022
Interest income - related party	59.85	-
Miscellaneous income	0.06	-
	<b>59.91</b>	<b>-</b>

**28 Cost of materials consumed**

Particulars	For the year ended March 31, 2023	For the period February 26, 2021 to March 31, 2022
Opening Stock of Packing Material	0.56	-
Purchase of Packing Material	-	0.60
Less : Closing Stock of Packing Material	(0.57)	(0.56)
	<b>(0.01)</b>	<b>0.04</b>



**Veranda IAS Learning Solutions Private Limited**

Notes to Financial Statements for the year ended March 31, 2023

CIN: U80904TN2021PTC141652

[All amounts in Indian Rupees (Lakhs), unless otherwise stated]

**29 Purchase of Stock - in - trade**

Particulars	For the year ended March 31, 2023	For the period February 26, 2021 to March 31, 2022
Stock - Books	-	29.27
	-	29.27

**30 Changes in inventory of stock - in - trade**

Particulars	For the year ended March 31, 2023	For the period February 26, 2021 to March 31, 2022
Stock - in - trade		
Opening Stock of Books	23.04	-
Less - Closing Stock of Books	(22.85)	(23.04)
	0.19	(23.04)

**31 Employee Benefits expense**

Particulars	For the year ended March 31, 2023	For the period February 26, 2021 to March 31, 2022
Salaries, wages & Bonus	73.81	48.56
Contribution to Provident and other funds	1.30	1.06
Staff welfare expenses	0.10	0.12
Gratuity Expenses	1.83	0.82
	77.04	50.56

**32 Finance costs**

Particulars	For the year ended March 31, 2023	For the period February 26, 2021 to March 31, 2022
Interest on borrowings (Refer Note 42)	123.56	15.09
Interest on Lease Liability	1.32	-
Interest - others	0.12	0.31
Loan processing charges	1.31	-
	126.31	15.40

**33 Depreciation and Amortization Expense**

Particulars	For the year ended March 31, 2023	For the period February 26, 2021 to March 31, 2022
Depreciation on property, plant and equipment (Refer Note 4)	0.36	0.33
Depreciation on ROU Asset (Refer Note 5)	3.10	-
Amortisation on Intangible asset (Refer Note 4)	123.92	47.53
	127.38	47.86





**34 Other expenses**

Particulars	For the year ended March 31, 2023	For the period February 26, 2021 to March 31, 2022
Share of common expenses	43.55	297.68
Share of studio expenses	0.27	6.78
Power and fuel	0.14	4.54
Rent	3.46	35.72
Director Sitting Fees	4.40	1.20
Faculty Content cost	1.17	34.31
Advertisement & sales Promotion	9.22	76.81
Repairs & maintenance	0.17	6.48
Rates and taxes	10.61	0.90
Subscription charges	4.34	4.74
Travelling & Conveyance	3.62	17.22
Bank Charges	0.03	0.23
Printing & Stationery	0.21	0.64
Brokerage	2.29	-
Communication Expenses	0.90	1.42
Payment to the auditors (excluding Gst)*	3.00	8.00
Legal and professional Charges	30.95	37.71
Payment Gateway Charges	0.02	0.33
Manpower charges	5.61	18.94
Miscellaneous expenses	0.03	2.13
	<b>123.99</b>	<b>555.78</b>

**\* Payment to Auditors**

Auditors Remuneration	For the year ended March 31, 2023	For the period February 26, 2021 to March 31, 2022
Statutory Audit	3.00	3.00
Other Services	-	5.00
	<b>3.00</b>	<b>8.00</b>

**35 Tax expense:**

Particulars	For the year ended March 31, 2023	For the period February 26, 2021 to March 31, 2022
<b>Income Tax</b>		
Current Tax	-	-
<b>Deferred tax</b>		
Deferred tax expenses	-	-
	-	-



**a) Movement of deferred tax expense during the period March 31, 2023**

Deferred tax liabilities/(assets) in relation to:	Opening balance	Recognised in profit or loss	Recognised in OCI	MAT Credit	Closing balance
Property, plant, and equipment and Right-of-use assets	9.20	(3.92)	-	-	5.28
On expenses allowable on payment	-	0.21	-	-	0.21
Financial Liability measured at amortised cost	(9.20)	9.42	-	-	0.22
	-	(5.71)	-	-	(5.71)
	-	-	-	-	-

**b) Movement of deferred tax expense during the period ended March 31, 2022**

Deferred tax liabilities/(assets) in relation to:	Opening balance	Recognised in profit or loss	Recognised in OCI	MAT Credit	Closing balance
Property, plant, and equipment and On expenses allowable on payment	-	9.20	-	-	9.20
	-	(9.20)	-	-	(9.20)
	-	-	-	-	-

35.1 Reconciliation of accounting profits	For the year ended March 31, 2023	For the period February 26, 2021 to March 31, 2022
Accounting loss before tax	(379.22)	(642.43)
Income tax rate	26.00%	26.00%
At statutory income tax rate	(98.60)	(167.03)
Non - deductible expenses for tax purposes		
Property, plant, and equipment and Intangible Assets	(3.92)	9.20
On expenses allowable on payment basis	9.42	(9.20)
Right-of-use assets	0.21	
Deferred tax not considered on business loss	92.88	167.03
At the effective income tax rate		
Income tax expenses reported in the statement of profit and loss	-	-

Based on assessment of probability of taxable profits against which the deferred tax asset pertaining to unabsorbed business loss amounting to Rs. 262.42 Lakhs (March 31 2022: Rs. 168.24 Lakhs) can be utilised, the Company has not recognized deferred tax asset thereon. The Company shall continue to assess the position at the end of every reporting period.





**36 Earnings / (Loss) per share**

Particulars	For the year ended March 31, 2023	For the period February 26, 2021 to March 31, 2022
Loss for the year / period attributable to owners of the Company	(379.22)	(642.43)
Weighted average number of ordinary shares outstanding	10,000	10,000
Basic loss per share (Rs)	(3,792.17)	(6,424.30)
Diluted loss per share (Rs)	(3,792.17)	(6,424.30)

**37 Disclosures required by the Micro and Small Enterprises Development (MSMED) Act, 2006 are as under**

Particulars	For the year ended March 31, 2023	For the period February 26, 2021 to March 31, 2022
(i) Principal amount due to suppliers registered under MSMED Act and remaining unpaid	31.07	56.90
(ii) Interest due to suppliers registered under the MSMED act and remaining unpaid	0.12	0.31
(iii) Principal amounts paid to suppliers registered under the MSMED act, beyond the appointed day during the year	2.31	-
(iv) Interest paid, other than under Section 16 of MSMED Act, to suppliers registered under MSMED Act, beyond the appointed day during the year	-	-
(v) Interest paid, under Section 16 of MSMED Act, to suppliers registered under MSMED Act, beyond the appointed day during the year	-	-
(vi) Interest due and payable towards suppliers registered under MSMED Act, for payments already made	0.08	0.31
(vii) Further interest remaining due and payable for earlier years	0.31	-

The above information has been determined to the extent such parties have been identified on the basis of information available with

**38 Contingent liabilities & commitments**

Particulars	As at March 31, 2023	As at March 31, 2022
Contingent liabilities	-	-
Commitments (Refer Note below)	-	80.76

38.1 The Company has entered into content development agreement on March 5, 2021 with the Academy and paid advance of Rs. 17.23 Lakhs (excluding GST) as on March 31, 2023. Total contract value as per terms of the agreement is Rs. 193.37 Lakhs (excluding GST) and Capital commitment outstanding disclosed under Note 38 is Nil (March 31, 2022: Rs. 80.76 Lakhs).

**39 Operating segments**

Operating segments reflect the Company's management structure and the way the financial information is regularly reviewed by the Company's Chief Operating Decision Maker (CODM). The CODM considers the business from both business and product perspective based on the dominant source, nature of risks and returns and the internal organisation and management structure. The operating segments are the segments for which separate financial information is available and for which operating profit / (loss) amounts are evaluated regularly by the executive Management in deciding how to allocate resources and in assessing performance. The Company's operations predominantly relates to sale of comprehensive learning programs and, accordingly, this is the only operating segment.



#### 40 Financial instruments

##### Capital management

The Company manages its capital to ensure that Company will be able to continue as going concern, while maximising the return to stakeholders through the optimisation of the debt and equity balance.

The Company determines the amount of capital required on the basis of annual operating plans and long-term product and other strategic investment plans. The funding requirements are met through equity, long-term borrowings and other short-term borrowings.

For the purposes of the Company's capital management, capital includes issued capital and all other equity reserves attributable to the equity holders.

<b>Gearing ratio:</b>	<b>March 31, 2023</b>	<b>March 31, 2022</b>
Debt	2,311.16	549.21
Less: Cash and bank balances	12.74	6.96
Net debt	<b>2,298.42</b>	<b>542.25</b>
Total equity	(1,018.48)	(641.43)
Net debt to equity ratio (%)	(225.67%)	(84.54%)

##### Credit risk management

Credit Risk on cash and cash equivalents is generally low as they have been held with the banks/financial institutions, who have been assigned high credit rating by international and domestic rating agencies.

##### Liquidity risk management

Management monitors rolling forecasts of the company's liquidity position and cash and cash equivalents on the basis of expected cash flows. The company's liquidity management policy involves projecting cash flows and considering the level of liquid assets necessary to meet these, monitoring balance sheet liquidity ratios against internal requirements.

##### Liquidity tables

The following tables detail the Company's remaining contractual maturity for its non-derivative financial liabilities with agreed repayment periods. The tables have been drawn up based on the undiscounted cash flows of financial liabilities based on the earliest date on which the Company can be required to pay.

<b>Particulars</b>	<b>March 31, 2023</b>			<b>Carrying amount</b>
	<b>Due in 1st year</b>	<b>Due in 2nd to 5th year</b>	<b>Due after 5th year</b>	
Borrowings (Fixed rate instruments)	935.66	615.24	760.26	2,311.16
Trade payables (Non - interest bearing)	95.27	-	-	95.27
Other financial liabilities (Non - interest bearing)	78.17	-	-	78.17
	<b>1,109.10</b>	<b>615.24</b>	<b>760.26</b>	<b>2,484.60</b>

<b>Particulars</b>	<b>March 31, 2022</b>			<b>Carrying amount</b>
	<b>Due in 1st year</b>	<b>Due in 2nd to 5th year</b>	<b>Due after 5th year</b>	
Borrowings (Fixed rate instruments)	549.21	-	-	549.21
Trade payables (Non - interest bearing)	286.60	-	-	286.60
Other financial liabilities (Non - interest bearing)	13.58	-	-	13.58
	<b>849.39</b>	<b>-</b>	<b>-</b>	<b>849.39</b>

	<b>March 31, 2023</b>	<b>March 31, 2022</b>
<b>Fair value of financial assets and financial liabilities that are not measured at fair value (but fair value disclosures are required):</b>	Nil	Nil





**41 Fair value measurements**

**Financial instruments measured at amortised cost**

Financial assets	Note	Hierarchy	March 31, 2023	March 31, 2022
Other financial assets	15	Level 2	14.70	4.55
Loans and advances	6, 14	Level 2	1,171.68	-
Cash and cash equivalents	12	Level 2	12.74	6.96
<b>Total financial assets</b>			<b>1,199.12</b>	<b>11.51</b>

Financial liabilities	Note	Hierarchy	March 31, 2023	March 31, 2022
Borrowings	21	Level 2	2,311.16	549.21
Other financial liabilities	23	Level 2	78.17	13.58
<b>Total financial liabilities</b>			<b>2,389.33</b>	<b>562.79</b>

**Fair value measurement**

This section explains the judgements and estimates made in determining the fair values of the financial instruments that are (a) recognised and measured at fair value and (b) measured at amortised cost and for which fair values are disclosed in the financial statements.

To provide an indication about the reliability of the inputs used in determining fair value, the Company has classified its financial instruments into the three levels prescribed under the accounting standard. An explanation of each level is as under:

**Level 1:** Level 1 hierarchy includes financial instruments measured using quoted prices. This includes listed equity instruments, traded bonds and mutual funds that have quoted price. The fair value of all equity instruments (including bonds) which are traded in the stock exchanges is valued using the closing price as at the reporting period. The mutual funds are valued using the closing NAV.

**Level 2:** The fair value of financial instruments that are not traded in an active market (for example, traded bonds, over-the-counter derivatives) is determined using valuation techniques which maximise the use of observable market data and rely as little as possible on entity-specific estimates. If all significant inputs required to fair value an instrument are observable, the instrument is included in level 2.

**Level 3:** If one or more of the significant inputs is not based on observable market data, the instrument is included in level 3. This is the case for unlisted equity securities, contingent consideration and indemnification asset included in level 3.

**Valuation technique used to determine fair value**

Specific valuation techniques used to value financial instruments include:

- the use of quoted market prices or dealer quotes for similar instruments
- the fair value of the remaining financial instruments is determined using discounted cash flow analysis.

The carrying amounts of trade receivables, trade payables, cash and cash equivalents and other current financial liabilities are considered to be the same as their fair values, due to their short-term nature.

For financial assets and liabilities that are measured at fair value, the carrying amounts are equal to the fair values.

The external borrowing rate of the Company has been taken as the discount rate used for determination of fair value.



**Veranda IAS Learning Solutions Private Limited**

Notes to Financial Statements for the year ended March 31, 2023

CIN: U80904TN2021PTC141652

[All amounts in Indian Rupees (Lakhs), unless otherwise stated]

**42 Related party transactions and disclosures****a) List of related parties****Entities having control or controlled by the Company****Holding company**

Veranda Learning Solutions Limited  
(formerly known as Veranda Learning Solutions Private Limited)

**Fellow subsidiary companies**

Veranda Race Learning Solutions Private Limited  
(formerly Bharathiyar Education Services Private Limited)  
Veranda XL Learning Solutions Private Limited  
(formerly known as Veranda Excel Learning Solutions Private Limited)

Brain4ce Education Solutions Private Limited (Since September 17, 2021)  
Veranda Learning Solutions North America, Inc. (Since May 11, 2022)  
Veranda Administrative Learning Solutions Private Limited (Since September 01, 2022)  
Veranda Management Learning Solutions Private Limited (Since September 15, 2022)  
J. K. Shah Education Private Limited (Since October 31, 2022)

**Key management personnel (KMP) and their relatives**

Sri. K Praveen Kumar Director  
Sri. R Rangarajan Director  
Smt. Revathi S Raghunathan Director

**Enterprises in which Key Management Personnel and their relatives have significant influence**

SSI Ventures Private Limited (Since February 26, 2021)

**b) Transactions during the period**

S. No.	Nature of transactions	Amount	
		For the year ended March 31, 2023	For the period February 26, 2021 to March 31, 2022
<b>1</b>	<b>Loans taken</b>		
	Veranda Learning Solutions Limited (formerly known as Veranda Learning Solutions Private Limited)	541.95	586.75
	Veranda Administrative Learning Solutions Limited	260.00	-
	Brain4ce Education Solutions Private Limited	20.00	-
	SSI Ventures Private Limited	100.00	-
<b>2</b>	<b>Repayment of borrowings</b>		
	Veranda Learning Solutions Limited (formerly known as Veranda Learning Solutions Private Limited)	340.00	37.54
	Brain4ce Education Solutions Private Limited	20.00	-
<b>3</b>	<b>Interest on loans taken</b>		
	Veranda Learning Solutions Limited (formerly known as Veranda Learning Solutions Private Limited)	55.00	15.09
	Brain4ce Education Solutions Private Limited	0.16	-
	Veranda Administrative Learning Solutions Limited	9.91	-
	SSI Ventures Private Limited	0.12	-





**Veranda IAS Learning Solutions Private Limited**

Notes to Financial Statements for the year ended March 31, 2023

CIN: U80904TN2021PTC141652

[All amounts in Indian Rupees (Lakhs), unless otherwise stated]

<b>4</b>	<b>Cross charge of common expenses</b> Veranda Learning Solutions Limited (formerly known as Veranda Learning Solutions Private Limited)	43.55	297.68
<b>5</b>	<b>Cross charge of studio expenses</b> Veranda Learning Solutions Limited (formerly known as Veranda Learning Solutions Private Limited)	0.27	6.78
<b>6</b>	<b>Interest income on loans given</b> Veranda XL Learning Solutions Private Limited (formerly known as Veranda Excel Learning Solutions Private Limited)	59.85	-
<b>7</b>	<b>Loans given</b> Veranda XL Learning Solutions Private Limited (formerly known as Veranda Excel Learning Solutions Private Limited)	1,171.68	-
<b>8</b>	<b>Loans repayment received</b> Veranda XL Learning Solutions Private Limited (formerly known as Veranda Excel Learning Solutions Private Limited)	-	-
<b>9</b>	<b>Director sitting fees</b> K Praveen Kumar	1.60	0.40
	Revathi S Raghunathan	1.20	0.40
	R Rangarajan	1.60	0.40

**c) Balance outstanding at the period end**

S. No.	Nature of transactions	Amount	
		As at March 31, 2023	As at March 31, 2022
<b>1</b>	<b>Loans taken</b> Veranda Learning Solutions Limited (formerly known as Veranda Learning Solutions Private Limited)	751.16	549.21
	Veranda Administrative Learning Solutions Private Limited	260.00	-
	SSI Ventures Private Limited	100.00	-
<b>2</b>	<b>Trade payables</b> Veranda Learning Solutions Limited (formerly known as Veranda Learning Solutions Private Limited)	14.94	36.16
<b>3</b>	<b>Interest payable</b> Veranda Learning Solutions Limited (formerly known as Veranda Learning Solutions Private Limited)	64.82	13.58
	Veranda Administrative Learning Solutions Private Limited	2.25	-
	SSI Ventures Private Limited	0.10	-
<b>4</b>	<b>Interest receivables on loans given</b> Veranda XL Learning Solutions Private Limited (formerly known as Veranda Excel Learning Solutions Private Limited)	10.15	-
<b>5</b>	<b>Loans provided to</b> Veranda XL Learning Solutions Private Limited (formerly known as Veranda Excel Learning Solutions Private Limited)	1,171.68	-



**43 Retirement benefit plans**

**43.1 Defined Contribution plans**

The Company has defined contribution plan of provident fund. Additionally, the Company also provides, for covered employees, health insurance through the employee state insurance scheme.

Contributions are made to provident fund in India for employees at the rate of 12% of basic salary as per regulations. The obligation of the Company is limited to the amount of disbursement required and it has no further contractual nor any constructive obligation. The obligation of the Company is limited to the amount of disbursement required and it has no further contractual nor any constructive obligation. The Company has recognized in the Statement of Profit and Loss for the period ended March 31, 2023 an amount of Rs. 1.30 Lakhs (March 31, 2022 -1.06 Lakhs) towards expenses under defined contribution plans and included in 'Contribution to provident and other funds'.

**43.2 Defined benefit plans**

**(a) Gratuity**

Gratuity is payable as per Payment of Gratuity Act, 1972. In terms of the same, gratuity is computed by multiplying last drawn salary (basic salary including dearness Allowance if any) by completed years of continuous service with part thereof in excess of six months and again by 15/26. The Act provides for a vesting period of 5 years for withdrawal and retirement and a monetary ceiling on gratuity payable to an employee on separation, as may be prescribed under the Payment of Gratuity Act, 1972, from time to time. However, in cases where an enterprise has more favourable terms in this regard the same has been adopted.

These plans typically expose the Company to actuarial risks such as: investment risk, interest rate risk and salary risk.

Interest risk	A decrease in the bond interest rate will increase the plan liability. However, this will be partially offset by an increase in the return on the plan's debt investments.
Longevity risk	The present value of the defined benefit plan liability is calculated by reference to the best estimate of the mortality of plan participants both during and after their employment. An increase in the life expectancy of the plan participants will increase the plan's liability.
Salary risk	The present value of the defined benefit plan liability is calculated by reference to the future salaries of plan participants. As such, an increase in the salary of the plan participants will increase the plan's liability.

The principal assumptions used for the purposes of the actuarial valuations were as follows:

Particulars	For the year ended March 31, 2023	For the period February 26, 2021 to March 31, 2022
Attrition rate	8.00%	5.00%
Discount Rate	7.17%	6.44%
Rate of increase in compensation level	10.00%	6.00%

The estimates of future salary increases, considered in actuarial valuation, take account of inflation, seniority, promotion and other relevant factors, such as supply and demand in the employment market.

Particulars	March 31, 2023 (Amount in lakhs)		March 31, 2022 (Amount in lakhs)	
	Current	Non-current	Current	Non-current
Provision for Gratuity	-	0.48	-	0.82

Amounts recognised in total comprehensive income in respect of these defined benefit plans are as follows:

Particulars	For the year ended March 31, 2023	For the period February 26, 2021 to March 31, 2022
Current service cost	1.77	0.82
Net interest expense	0.06	-
Return on plan assets (excluding amounts included in net interest expense)	-	-
<b>Components of defined benefit costs recognised in profit or loss</b>	<b>1.83</b>	<b>0.82</b>
Remeasurement on the net defined benefit liability comprising:		
Actuarial (gains)/losses recognised during the year / period	-	-
Remeasurement of DBO	(2.17)	-
<b>Components of defined benefit costs recognised in other comprehensive income</b>	<b>(2.17)</b>	<b>-</b>
	<b>(0.34)</b>	<b>0.82</b>

The current service cost and the net interest expense for the period are included in the 'employee benefits expense' in profit or loss.

The actuarial gain/ loss on remeasurement of the net defined benefit liability is included in other comprehensive income.





The amount included in the balance sheet arising from the Company's obligation in respect of its defined benefit plans is as follows:

Particulars	For the year ended March 31, 2023	For the period February 26, 2021 to March 31, 2022
Present value of defined benefit obligation	0.48	0.82
Fair value of plan assets	-	-
Net liability arising from defined benefit obligation	<b>0.48</b>	<b>0.82</b>
Funded		
Unfunded	0.48	0.82
	<b>0.48</b>	<b>0.82</b>

Movements in the present value of the defined benefit obligation in the current period were as follows:

Particulars	For the year ended March 31, 2023	For the period February 26, 2021 to March 31, 2022
Opening defined benefit obligation	0.82	-
Current service cost	1.77	0.82
Past service cost - (vested benefit)	-	-
Interest cost	0.06	-
Actuarial (gains)/losses	(2.17)	-
Benefits paid	-	-
<b>Closing defined benefit obligation</b>	<b>0.48</b>	<b>0.82</b>

Defined benefit obligation sensitivities were as follows:

Particulars	For the year ended March 31, 2023	For the period February 26, 2021 to March 31, 2022
1) DBO - Base assumptions	0.48	0.82
2) Discount rate: +1%	0.42	0.72
3) Discount rate: -1%	0.54	0.93
4) Salary escalation rate: +1%	0.54	0.93
5) Salary escalation rate: -1%	0.42	0.72
6) Attrition rate: 25% increase	0.42	0.76
7) Attrition rate: 25% decrease	0.55	0.88

Assumptions regarding future mortality are set based on actuarial advice in accordance with published statistics and experience. The estimates of future salary increases, considered in actuarial valuation, take into account, inflation, seniority, promotions and other relevant factors such as demand and supply in the employment market.

#### 43.3 Compensated absences

The compensated absences cover the Company's liability for privilege leave provided to the employees. Based on past experience, the Company does not expect all employees to take the full amount of accrued leave or require payment for such leave within the next 12 months.

Particulars	March 31, 2023 (Amount in lakhs)		March 31, 2022 (Amount in lakhs)	
	Current	Non-current	Current	Non-current
Compensated absences	0.05	0.36	0.08	0.59



**44 Ratio analysis**

**a) Current Ratio = Current Assets/ Current Liabilities**

Particulars	March 31, 2023	March 31, 2022
Current assets	302.79	109.36
Current liabilities	1,121.90	875.15
<b>Ratio</b>	<b>0.27</b>	<b>0.12</b>

Change in ratios of more than 25% compared to previous year is because company during the year has borrowed short term loans from it's holding company to maintain working capital.

**b) Debt - Equity Ratio = Total debt divided by Total equity where total debt refers to sum of current & non current borrowings**

Particulars	March 31, 2023	March 31, 2022
Total debt	2,311.16	549.21
Total equity	(1,018.48)	(641.43)
<b>Ratio</b>	<b>(2.27)</b>	<b>(0.86)</b>

Change in ratios of more than 25% compared to previous year is because company during the year has borrowed short term loans from it's holding company to maintain working capital.

**c) Debt Service Coverage Ratio (DSCR) = Earnings available for debt services divided by Total interest and principal repayments**

Particulars	March 31, 2023	March 31, 2022
Loss for the year / period	(379.22)	(642.43)
<b>Add: Non cash expenses and finance costs</b>	<b>253.69</b>	<b>63.26</b>
Depreciation and amortization expense	127.38	47.86
Finance costs	126.31	15.40
<b>Earnings available for debt services</b>	<b>(125.53)</b>	<b>(579.17)</b>
Interest cost on borrowings	123.56	15.09
<b>Total interest and principal repayments</b>	<b>123.56</b>	<b>15.09</b>
<b>Ratio</b>	<b>(1.02)</b>	<b>(38.39)</b>

Change in ratios of more than 25% compared to previous year is because the company during the year has borrowed loans to maintain working capital.

**d) Return on Equity Ratio / Return on Investment Ratio = Net profit after tax divided by Equity**

Particulars	March 31, 2023	March 31, 2022
Loss for the year / period	(379.22)	(642.43)
Total Equity	(1,018.48)	(641.43)
<b>Ratio</b>	<b>0.37</b>	<b>1.00</b>

Change in ratios of more than 25% compared to previous year is because the company has implemented turnaround strategy which has reduced its losses during the financial year.

**e) Inventory Turnover Ratio = Changes in inventory divided by closing inventory**

Particulars	March 31, 2023	March 31, 2022
Changes in inventory	0.19	(23.04)
Closing Inventory	23.42	23.60
<b>Ratio</b>	<b>0.01</b>	<b>(0.98)</b>

Change in ratios of more than 25% compared to previous year is because the company has implemented turnaround strategy due to which there were no purchases during the financial year.

**f) Trade Receivables turnover ratio = Credit Sales divided by Closing trade receivables**

Particulars	March 31, 2023	March 31, 2022
Total sales	15.77	33.44
Closing trade receivables	0.14	2.88
<b>Ratio</b>	<b>112.64</b>	<b>11.61</b>

Change in ratios of more than 25% compared to previous year is because the company has implemented turnaround strategy which has reduced its sales during the financial year.





g) **Trade payables turnover ratio = Purchases divided by closing trade payables**

Particulars	March 31, 2023	March 31, 2022
Purchases	-	29.27
Closing trade payables	95.27	286.60
<b>Ratio</b>	<b>-</b>	<b>0.10</b>

Change in ratios of more than 25% compared to previous year is because the company has implemented turnaround strategy due to which there were no purchases during the financial year.

h) **Net capital Turnover Ratio = Revenue from Operations divided by Net Working capital**

Particulars	March 31, 2023	March 31, 2022
Revenue from operations	15.77	33.44
Net Working Capital	(819.11)	(765.79)
<b>Ratio</b>	<b>(0.02)</b>	<b>(0.04)</b>

Change in ratios of more than 25% compared to previous year is because the company during the FY 2022-23 has borrowed loan to maintain working capital.

i) **Net profit ratio = Net profit after tax divided by Revenue from operations**

Particulars	March 31, 2023	March 31, 2022
Loss for the period*	(379.22)	(642.43)
Revenue from operations	15.77	33.44
<b>Ratio</b>	<b>(24.05)</b>	<b>(19.21)</b>

Change in ratios of more than 25% compared to previous year is because the company has implemented turnaround strategy which has reduced its losses during the financial year.

j) **Return on Capital employed- pre cash (ROCE)=Earnings before interest and taxes(EBIT) divided by Capital Employed- pre cash**

Particulars	March 31, 2023	March 31, 2022
(Loss) before tax* (A)	(379.22)	(642.43)
Finance Costs* (B)	126.31	15.40
Other income* (C)	-	-
<b>EBIT (D) = (A)+(B)-(C)</b>	<b>(252.91)</b>	<b>(627.03)</b>
<b>Capital Employed- Pre Cash (J)=(E)-(F)-(G)-(H)-(I)</b>	<b>359.58</b>	<b>(646.98)</b>
Total Assets (E)	1,494.22	235.13
Current Liabilities (F)	1,121.90	875.15
Current Investments (G)	-	-
Cash and Cash equivalents (H)	12.74	6.96
Bank balances other than cash and cash equivalents (I)	-	-
<b>Ratio (D/J)</b>	<b>(0.70)</b>	<b>0.97</b>

Change in ratios of more than 25% compared to previous year is because the company during the FY 2022-23 has borrowed loan to maintain working capital.

**45 Going concern**

The Company commenced operations during the current period ended 31 March 2023 and is also in the process of developing further content for expanding their offerings and customer base. Based on the business projection for FY 2023-24, the Company is expected to have adequate funds to meet its obligation as they occur. Further, the Holding Company [Veranda Learning Solutions Limited (formerly Veranda Learning Solutions Private Limited)] has provided a letter of continued financial support up to June 30, 2024. Therefore, despite erosion in the net worth of the Company, considering the continued financial support from the holding company and the current initiatives of the Company during the period which are expected to yield revenue in the future, the financial statements have been prepared on a going concern basis.



**Veranda IAS Learning Solutions Private Limited**  
**Notes to Financial Statements for the year ended March 31, 2023**  
**CIN: U80904TN2021PTC141652**

[All amounts in Indian Rupees (Lakhs), unless otherwise stated]

---

**46 Other Statutory Information**

- i) The Company does not have any Benami property, where any proceeding has been initiated or pending against the company for holding any Benami property.
- ii) The company reviewed the status of all its customers and vendors as at March 31, 2023 and March 31, 2022, in MCA portal, and observed that the company do not have any transaction with struckoff companies under section 248 of companies Act, 2013 or Section 560 of Companies Act, 1956.
- iii) The Company do not have any charges or satisfaction which is yet to be registered with ROC beyond the statutory period.
- iv) The company has not been declared wilful defaulter by any bank or financial institution or other lender.
- v) The Company have not traded or invested in Crypto currency or virtual currency during the year.
- vi) The Company have not advanced or loaned or invested funds to any other person(s) or entity(ies), including foreign entities (intermediaries) other than as disclosed in Note 6.4 with any oral or written understanding that the intermediary shall:
  - (a) directly or indirectly lend or invest in other persons or entities identified in any manner whatsoever by or on behalf of the company (ultimate beneficiaries) or
  - (b) provide any guarantee, security or the like on behalf of the ultimate beneficiaries.
- vii) The company have not received any fund from any person(s) or entity(ies) including foreign entities (funding party) other than as disclosed in Note 20.2 with any oral or written understanding (whether recorded in writing or Otherwise) that the company shall:
  - (a) directly or indirectly lend or invest in any other persons or entities identified in any manner whatsoever by or on behalf of the funding party (ultimate beneficiaries) or
  - (b) provide any guarantee, security or the like on behalf of the ultimate beneficiaries.
- viii) The Company does not have any such transaction which is not recorded in the books of accounts that has been surrendered or disclosed as income during the year in the tax assessments under Income Tax Act, 1961 (such as, search or survey or any other relevant provisions of the Income Tax Act, 1961).
- ix) During the financial year, the Company has not revalued any of its property, plant and Equipment, Right of use asset and Intangible Assets.
- x) The Company has complied with the number of layers prescribed under clause (87) of section 2 of the act read with the companies (Restriction on number of layers) Rules, 2017.

**47 Previous year comparatives**

Previous year figures have been reclassified / regrouped wherever necessary to conform to current year's classification.





**Veranda IAS Learning Solutions Private Limited**

Notes to Financial Statements for the year ended March 31, 2023

CIN: U80904TN2021PTC141652

[All amounts in Indian Rupees (Lakhs), unless otherwise stated]

---

**48 Approval of accounts**

The financial statements for the year ended March 31, 2023 were approved by the Board of Directors and authorised for issuance on May 27, 2023



*[Handwritten signature in blue ink]*

**For and on behalf of the Board of Directors**

**K Praveen Kumar**  
Director  
DIN: 00591450

Place : Chennai  
Date : May 27, 2023

*[Handwritten signature in blue ink]*

**R Rangarajan**  
Director  
DIN: 00591483

Place : Chennai  
Date : May 27, 2023

